

# TIVICAY

## Dolutegravir

### QUALITATIVE AND QUANTITATIVE COMPOSITION

White, round, biconvex tablets debossed with 'SV H7S' on one side and '5' on the other side.

Each tablet contains 5 mg of dolutegravir (as dolutegravir sodium).

### CLINICAL INFORMATION

#### Indications

Treatment of human immunodeficiency virus (HIV) infection in combination with other antiretroviral agents in adults and children aged at least 4 weeks.

#### Dosage and Administration

Pharmaceutical form: Dispersible tablets.

#### Posology

*TIVICAY* therapy should be initiated by a physician experienced in the management of HIV infection.

*TIVICAY* is available as dispersible tablets for patients aged at least 4 weeks and weighing at least 3 kg, or for patients in whom film-coated tablets are not appropriate. *TIVICAY* is available as film-coated tablets for patients aged at least 6 years and weighing at least 14 kg. The bioavailability of dispersible tablets and film-coated tablets is not comparable therefore they must not be used as direct replacements (*see Pharmacokinetics*). For example, the recommended adult dose for dispersible tablets is 30 mg versus 50 mg for film-coated tablets. Patients changing between dispersible and film-coated tablets should follow the dosing recommendations that are specific for the formulation.

*TIVICAY* can be taken with or without food.

The dispersible tablets may be swallowed whole with drinking water or dispersed in drinking water. When dispersed, the amount of water will depend on the number of tablets prescribed. The tablet(s) should be fully dispersed before swallowing (*see Instructions for Use*). Do not chew, cut or crush the tablets.

#### Method of Administration

##### Adults

##### Patients infected with HIV-1 without resistance to the integrase class

The recommended dose of dolutegravir dispersible tablets is 30 mg once daily.

##### Patients infected with HIV-1 with resistance to the integrase class (documented or clinically suspected)

The recommended dose of dolutegravir dispersible tablets is 30 mg twice daily. The decision to use dolutegravir for such patients should be informed by the integrase resistance pattern (*see Clinical studies*).

### Adolescents, children and infants aged at least 4 weeks and weighing at least 3 kg

#### Patients infected with HIV-1 without resistance to the integrase class

The recommended dose of dolutegravir dispersible tablets is determined according to weight and age and is presented in the table below.

**Table 1 Dispersible tablet dose recommendations in adolescents, children and infants aged at least 4 weeks and weighing at least 3 kg**

Body Weight (kg)	Dose
3 to less than 6	5 mg once daily (Taken as one 5 mg dispersible tablet)
6 to less than 10	
< 6 months	10 mg once daily (Taken as two 5 mg dispersible tablets)
≥ 6 months	15 mg once daily (Taken as three 5 mg dispersible tablets)
10 to less than 14	20 mg once daily (Taken as four 5 mg dispersible tablets)
14 to less than 20	25 mg once daily (Taken as five 5 mg dispersible tablets)
20 or greater	30 mg once daily (Taken as six 5 mg dispersible tablets)

If swallowing the dispersible tablets whole with water, do not swallow more than one tablet at a time to reduce the risk of choking. There are insufficient safety and efficacy data available to recommend a dose for dolutegravir dispersible tablets in children below age 4 weeks or weighing less than 3 kg.

#### Patients infected with HIV-1 with resistance to the integrase class

There are insufficient data to recommend a dose for dolutegravir dispersible tablets in integrase inhibitor resistant adolescents, children and infants.

#### Elderly

There are limited data available on the use of *TIVICAY* in patients aged 65 years and over. However, there is no evidence that elderly patients require a different dose than younger adult patients (*see Pharmacokinetics – Special Patient Populations*).

### Renal impairment

No dosage adjustment is required in patients with mild, moderate or severe (creatinine clearance (CrCl) <30 mL/min, not on dialysis) renal impairment. Limited data are available in subjects receiving dialysis, although differences in pharmacokinetics are not expected in this population (*see Pharmacokinetics – Special Patient Populations*).

### Hepatic impairment

No dosage adjustment is required in patients with mild or moderate hepatic impairment (Child-Pugh grade A or B). No data are available in patients with severe hepatic impairment (Child-Pugh grade C) (*see Pharmacokinetics – Special Patient Populations*).

### Contraindications

*TIVICAY* must not be administered concurrently with medicinal products with narrow therapeutic windows, that are substrates of organic cation transporter 2 (OCT2), including but not limited to dofetilide, pilsicainide or fampridine (also known as dalfampridine; *see Interactions*).

*TIVICAY* is contraindicated in patients with known hypersensitivity to dolutegravir or to any of the excipients.

### Warnings and Precautions

- **Hypersensitivity reactions**

Hypersensitivity reactions have been reported with integrase inhibitors, including *TIVICAY*, and were characterized by rash, constitutional findings, and sometimes, organ dysfunction, including liver injury. Discontinue *TIVICAY* and other suspect agents immediately if signs or symptoms of hypersensitivity reactions develop (including, but not limited to, severe rash or rash accompanied by fever, general malaise, fatigue, muscle or joint aches, blisters, oral lesions, conjunctivitis, facial oedema, hepatitis, eosinophilia, angioedema). Clinical status including liver aminotransferases should be monitored and appropriate therapy initiated. Delay in stopping treatment with *TIVICAY* or other suspect agents after the onset of hypersensitivity may result in a life-threatening reaction.

- **Immune Reconstitution Syndrome**

In HIV-infected patients with severe immune deficiency at the time of initiation of anti-retroviral therapy (ART), an inflammatory reaction to asymptomatic or residual opportunistic infections may arise and cause serious clinical conditions, or aggravation of symptoms. Typically, such reactions have been observed within the first few weeks or months of initiation of ART. Relevant examples are cytomegalovirus retinitis, generalised and/or focal mycobacterial infections and *Pneumocystis jirovecii* (*P. carinii*) pneumonia. Any inflammatory symptoms must be evaluated without delay and treatment initiated when necessary. Autoimmune disorders (such as Graves' disease, polymyositis and Guillain-Barre syndrome) have also been reported to occur in the setting of immune reconstitution, however, the time to onset is more variable, and can occur many months after initiation of treatment and sometimes can be an atypical presentation.

Liver chemistry elevations consistent with immune reconstitution syndrome were observed in some hepatitis B and/or C co-infected patients at the start of *TIVICAY* therapy. Monitoring of liver

chemistries is recommended in patients with hepatitis B and/or C co-infection. Particular diligence should be applied in initiating or maintaining effective hepatitis B therapy (referring to treatment guidelines) when starting dolutegravir-based therapy in hepatitis B co-infected patients (*see Adverse Reactions*).

- **Opportunistic infections**

Patients receiving *TIVICAY* or any other antiretroviral therapy may still develop opportunistic infections and other complications of HIV infection. Therefore patients should remain under close clinical observation by physicians experienced in the treatment of these associated HIV diseases.

- **Drug Interaction**

Caution should be given to co-administering medications (prescription and non-prescription) that may change the exposure of *TIVICAY* or medications that may have their exposure changed by *TIVICAY* (*see Contraindications and Interactions*).

The recommended adult dose of *TIVICAY* should be given twice daily when co-administered with etravirine (without boosted protease inhibitors), efavirenz, nevirapine, tipranavir/ritonavir, rifampicin, carbamazepine, phenytoin, phenobarbital, and St. John's wort (*see Interactions*). In paediatric patients, the weight-based once daily dose should be administered twice daily.

*TIVICAY* should not be co-administered with polyvalent cation-containing antacids. *TIVICAY* is recommended to be administered 2 hours before or 6 hours after these agents (*see Interactions*).

*TIVICAY* is recommended to be administered 2 hours before or 6 hours after taking calcium or iron supplements, or alternatively, administered with food (*see Interactions*).

*TIVICAY* increased metformin concentrations. A dose adjustment of metformin should be considered when starting and stopping coadministration of dolutegravir with metformin, to maintain glycaemic control (*see Interactions*).

## Interactions

### Effect of Dolutegravir on the Pharmacokinetics of Other Agents

*In vitro*, dolutegravir demonstrated no direct, or weak inhibition ( $IC_{50} > 50 \mu M$ ) of the enzymes cytochrome P<sub>450</sub> (CYP)1A2, CYP2A6, CYP2B6, CYP2C8, CYP2C9, CYP2C19, CYP2D6, CYP3A, uridine diphosphate glucuronosyl transferase (UGT)1A1 or UGT2B7, or the transporters Pgp, BCRP, BSEP, OATP1B1, OATP1B3, OCT1, MRP2 or MRP4. *In vitro*, dolutegravir did not induce CYP1A2, CYP2B6 or CYP3A4. *In vivo*, dolutegravir did not have an effect on midazolam, a CYP3A4 probe. Based on these data, *TIVICAY* is not expected to affect the pharmacokinetics of drugs that are substrates of these enzymes or transporters (e.g., reverse transcriptase and protease inhibitors, abacavir, zidovudine, maraviroc, opioid analgesics, antidepressants, statins, azole antifungals, proton pump inhibitors, erectile dysfunction agents, aciclovir, valaciclovir, sitagliptin, adefovir).

In drug interaction studies, dolutegravir did not have a clinically relevant effect on the pharmacokinetics of the following: tenofovir, ritonavir, methadone, efavirenz, lopinavir, atazanavir, darunavir, etravirine, fosamprenavir, rilpivirine, boceprevir, telaprevir, daclatasvir, and oral contraceptives containing norgestimate and ethinyl estradiol.

*In vitro*, dolutegravir inhibited the renal organic cation transporter 2 (OCT2) ( $IC_{50} = 1.93 \mu M$ ), multidrug and toxin extrusion transporter (MATE) 1 ( $IC_{50} = 6.34 \mu M$ ) and MATE2-K ( $IC_{50} =$

24.8  $\mu\text{M}$ ). Given dolutegravir's *in vivo* exposure, it has a low potential to affect the transport of MATE2-K substrates *in vivo*. *In vivo*, dolutegravir may increase plasma concentrations of drugs in which excretion is dependent upon OCT2 or MATE1 (for example dofetilide, pilsicainide, fampridine [also known as dalfampridine] or metformin) (see Table 2).

*In vitro*, dolutegravir inhibited the basolateral renal transporters: organic anion transporter (OAT) 1 ( $\text{IC}_{50} = 2.12 \mu\text{M}$ ) and OAT3 ( $\text{IC}_{50} = 1.97 \mu\text{M}$ ). However, dolutegravir had no notable effect on the *in vivo* pharmacokinetics of the OAT substrates tenofovir and para aminohippurate, and therefore has low propensity to cause drug interactions via inhibition of OAT transporters.

### Effect of Other Agents on the Pharmacokinetics of Dolutegravir

Dolutegravir is eliminated mainly through metabolism by UGT1A1. Dolutegravir is also a substrate of UGT1A3, UGT1A9, CYP3A4, Pgp, and BCRP; therefore drugs that induce those enzymes or transporters may theoretically decrease dolutegravir plasma concentration and reduce the therapeutic effect of *TIVICAY*.

Co-administration of *TIVICAY* and other drugs that inhibit UGT1A1, UGT1A3, UGT1A9, CYP3A4, and/or Pgp may increase dolutegravir plasma concentration (see Table 2).

*In vitro*, dolutegravir is not a substrate of human organic anion transporting polypeptide (OATP)1B1, OATP1B3, or OCT1, therefore drugs that solely modulate these transporter are not expected to affect dolutegravir plasma concentration.

Efavirenz, etravirine, nevirapine, rifampicin, carbamazepine, and tipranavir in combination with ritonavir each reduced the plasma concentrations of dolutegravir significantly, and require *TIVICAY* dose adjustment to the recommended dose twice daily. The effect of etravirine was mitigated by co-administration of the CYP3A4 inhibitors lopinavir/ritonavir, darunavir/ritonavir and is expected to be mitigated by atazanavir/ritonavir. Therefore no dolutegravir dose adjustment is necessary when co-administered with etravirine and either lopinavir/ritonavir, darunavir/ritonavir, or atazanavir/ritonavir. Another inducer, fosamprenavir in combination with ritonavir decreased plasma concentrations of dolutegravir but does not require a dosage adjustment of *TIVICAY* (see Table 2). A drug interaction study with the UGT1A1 inhibitor, atazanavir, did not result in a clinically meaningful increase in the plasma concentrations of dolutegravir. Tenofovir, lopinavir/ritonavir, darunavir/ritonavir, rilpivirine, boceprevir, telaprevir, prednisone, rifabutin, daclatasvir, and omeprazole had no or a minimal effect on dolutegravir pharmacokinetics, therefore no *TIVICAY* dose adjustment is required when co-administered with these drugs.

Selected drug interactions are presented in Table 2. Recommendations are based on either drug interaction studies or predicted interactions due to the expected magnitude of interaction and potential for serious adverse events or loss of efficacy.

Table 2 Drug Interactions

Concomitant Drug Class: Drug Name	Effect on Concentration of Dolutegravir or Concomitant Drug	Clinical Comment
<b>HIV-1 Antiviral Agents</b>		
Non-nucleoside Reverse Transcriptase Inhibitor: Etravirine (ETR) without boosted protease inhibitors	Dolutegravir↓ AUC ↓ 71% C <sub>max</sub> ↓ 52% C <sub>τ</sub> ↓ 88%  ETR ↔	Etravirine without boosted protease inhibitors decreased plasma dolutegravir concentration. The recommended dose of <i>TIVICAY</i> should be given twice daily when co-administered with etravirine without boosted protease inhibitors. <i>TIVICAY</i> should not be used with etravirine without co-administration of atazanavir/ritonavir, darunavir/ritonavir or lopinavir/ritonavir in INI-resistant patients.
Protease Inhibitor: Lopinavir/ritonavir + Etravirine	Dolutegravir ↔ AUC ↑ 11% C <sub>max</sub> ↑ 7% C <sub>τ</sub> ↑ 28%  LPV ↔ RTV ↔	Lopinavir/ritonavir and etravirine did not change dolutegravir plasma concentration to a clinically relevant extent. No dose adjustment is necessary.
Protease Inhibitor: Darunavir/ritonavir + Etravirine	Dolutegravir ↓ AUC ↓ 25% C <sub>max</sub> ↓ 12% C <sub>τ</sub> ↓ 36%  DRV ↔ RTV ↔	Darunavir/ritonavir and etravirine did not change dolutegravir plasma concentration to a clinically relevant extent. No dose adjustment is necessary.
Non-nucleoside Reverse Transcriptase Inhibitor: Efavirenz (EFV)	Dolutegravir↓ AUC ↓ 57% C <sub>max</sub> ↓ 39% C <sub>τ</sub> ↓ 75%  EFV ↔	Efavirenz decreased dolutegravir plasma concentrations. The recommended dose of <i>TIVICAY</i> should be given twice daily when co-administered with efavirenz. Alternative combinations that do not include efavirenz should be used where possible in INI-resistant patients.
Non-nucleoside Reverse Transcriptase	Dolutegravir↓	Co-administration with nevirapine has the potential to decrease dolutegravir plasma concentration due to enzyme induction and has not

Inhibitor: Nevirapine		been studied. Effect of nevirapine on dolutegravir exposure is likely similar to or less than that of efavirenz. The recommended dose of <i>TIVICAY</i> should be given twice daily when co-administered with nevirapine. Alternative combinations that do not include nevirapine should be used where possible in INI-resistant patients.
Protease Inhibitor (PI): Atazanavir (ATV)	Dolutegravir↑ AUC ↑ 91% C <sub>max</sub> ↑ 50% C <sub>τ</sub> ↑ 180% ATV ↔	Atazanavir increased dolutegravir plasma concentration. No dose adjustment is necessary.
Protease Inhibitor: Atazanavir/ritonavir (ATV/RTV)	Dolutegravir↑ AUC ↑ 62% C <sub>max</sub> ↑ 34% C <sub>τ</sub> ↑ 121%  ATV ↔ RTV ↔	Atazanavir/ritonavir increased dolutegravir plasma concentration. No dose adjustment is necessary.
Protease Inhibitor: Tipranavir/ritonavir (TPV/RTV)	Dolutegravir↓ AUC ↓ 59% C <sub>max</sub> ↓ 47% C <sub>τ</sub> ↓ 76%  TPV ↔ RTV ↔	Tipranavir/ritonavir decreases dolutegravir concentrations. The recommended dose of <i>TIVICAY</i> should be given twice daily when co-administered with tipranavir/ritonavir. Alternative combinations that do not include tipranavir/ritonavir should be used where possible in INI resistant patients.
Protease Inhibitor: Fosamprenavir/ritonavir (FPV/RTV)	Dolutegravir↓ AUC ↓ 35% C <sub>max</sub> ↓ 24% C <sub>τ</sub> ↓ 49%  FPV ↔ RTV ↔	Fosamprenavir/ritonavir decreases dolutegravir concentrations, but based on limited data, did not result in decreased efficacy in Phase III studies. No dose adjustment is necessary in INI-naïve patients. Alternative combinations that do not include fosamprenavir/ ritonavir should be used where possible in INI resistant patients.
Protease Inhibitor: Nelfinavir	Dolutegravir↔	This interaction has not been studied. Although an inhibitor of CYP3A4, based on data from other inhibitors,

		an increase is not expected. No dose adjustment is necessary.
Protease Inhibitor: Lopinavir/ritonavir (LPV+RTV)	DTG ↔ AUC ↓ 4% C <sub>max</sub> ↔ C <sub>τ</sub> ↓ 6%  LPV ↔ RTV ↔	Lopinavir/ritonavir did not change dolutegravir plasma concentration to a clinically relevant extent. No dose adjustment is necessary.
Protease Inhibitor: Darunavir/ritonavir	Dolutegravir ↓ AUC ↓ 22% C <sub>max</sub> ↓ 11% C <sub>τ</sub> ↓ 38%	Darunavir/ritonavir did not change dolutegravir plasma concentration to a clinically relevant extent. No dose adjustment is necessary.
Nucleoside Reverse Transcriptase Inhibitor: Tenofovir	Dolutegravir ↔  AUC ↔ C <sub>max</sub> ↓ 3% C <sub>τ</sub> ↓ 8%  Tenofovir ↔ AUC ↑ 12 % C <sub>max</sub> ↑ 9% C <sub>τ</sub> ↑ 19 %	Tenofovir did not change dolutegravir plasma concentration to a clinically relevant extent. No dose adjustment is necessary.
<b>Other Agents</b>		
Dofetilide  Pilsicainide	Dofetilide ↑  Pilsicainide ↑	Co-administration of dolutegravir has the potential to increase dofetilide or pilsicainide plasma concentration via inhibition of OCT2 transporter; co-administration has not been studied. Dofetilide or pilsicainide co-administration with dolutegravir is contraindicated due to potential life-threatening toxicity caused by high dofetilide or pilsicainide concentration.
Fampridine (also known as dalfampridine)	Fampridine ↑	Co-administration of dolutegravir has the potential to cause seizures due to increased fampridine plasma concentration via inhibition of OCT2 transporter; co-administration has not been studied. Fampridine co-administration with dolutegravir is contraindicated.
Carbamazepine	Dolutegravir ↓ AUC ↓ 49%	Carbamazepine decreased dolutegravir plasma concentration.



	$C_{\max}$ ↓ 33% $C_{\tau}$ ↓ 73%	<p>The recommended dose of <i>TIVICAY</i> should be given twice daily when co-administered with carbamazepine. Alternatives to carbamazepine should be used where possible for INI resistant patients.</p>
Phenytoin Phenobarbital  St. John's wort	Dolutegravir ↓	<p>Co-administration with these metabolic inducers has the potential to decrease dolutegravir plasma concentration due to enzyme induction and has not been studied. Effect of these metabolic inducers on dolutegravir exposure is likely similar to carbamazepine. The recommended dose of <i>TIVICAY</i> should be given twice daily when co-administered with these metabolic inducers. Alternative combinations that do not include these metabolic inducers should be used where possible in INI-resistant patients.</p>
Oxcarbazepine	Dolutegravir ↓	<p>This interaction has not been studied. Although an inducer of CYP3A4, based on data from other inducers, a clinically significant decrease in dolutegravir is not expected. No dose adjustment is necessary.</p>
Antacids containing polyvalent cations (e.g., Mg, Al)	Dolutegravir ↓ AUC ↓ 74% $C_{\max}$ ↓ 72% C24 ↓ 74%	<p>Co-administration of antacids containing polyvalent cations decreased dolutegravir plasma concentration. <i>TIVICAY</i> is recommended to be administered 2 hours before or 6 hours after taking antacid products containing polyvalent cations.</p>
Calcium supplements	Dolutegravir ↓ AUC ↓ 39% $C_{\max}$ ↓ 37% C24 ↓ 39%	<p><i>TIVICAY</i> is recommended to be administered 2 hours before or 6 hours after taking products containing calcium. If administered with food, <i>TIVICAY</i> can be taken at the same time as calcium supplements.</p>
Iron supplements	Dolutegravir ↓ AUC ↓ 54% $C_{\max}$ ↓ 57% C24 ↓ 56%	<p><i>TIVICAY</i> is recommended to be administered 2 hours before or 6 hours after taking products containing iron. If administered with</p>

		food, <i>TIVICAY</i> can be taken at the same time as iron supplements.
Metformin	<p>Metformin↑</p> <p>When co-administered with <i>TIVICAY</i> 50 mg film-coated tablets QD:</p> <p>Metformin AUC ↑ 79% C<sub>max</sub> ↑ 66%</p> <p>When co-administered with <i>TIVICAY</i> 50 mg film-coated tablets BID:</p> <p>Metformin AUC ↑ 145 % C<sub>max</sub> ↑ 111%</p>	Co-administration of <i>TIVICAY</i> increased metformin plasma concentration. A dose adjustment of metformin should be considered when starting and stopping coadministration of dolutegravir with metformin, to maintain glycaemic control.
Rifampicin	<p>Dolutegravir↓</p> <p>AUC ↓ 54% C<sub>max</sub> ↓ 43% C<sub>τ</sub> ↓ 72%</p>	Rifampicin decreased dolutegravir plasma concentration. The recommended dose of <i>TIVICAY</i> should be given twice daily when co-administered with rifampicin. Alternatives to rifampicin should be used where possible for in INI resistant patients.
Oral contraceptives (Ethinyl estradiol (EE) and Norelgestromin (NGMN))	<p>Effect of dolutegravir:</p> <p>EE ↔ AUC ↑ 3% C<sub>max</sub> ↓ 1% C<sub>τ</sub> ↑ 2%</p> <p>Effect of dolutegravir:</p> <p>NGMN ↔ AUC ↓ 2% C<sub>max</sub> ↓ 11% C<sub>τ</sub> ↓ 7%</p>	Dolutegravir did not change ethinyl estradiol and norelgestromin plasma concentrations to a clinically relevant extent. No dose adjustment of oral contraceptives is necessary when co-administered with <i>TIVICAY</i> .
Methadone	<p>Effect of dolutegravir:</p> <p>Methadone ↔ AUC ↓ 2% C<sub>max</sub> ↔ 0% C<sub>τ</sub> ↓ 1%</p>	Dolutegravir did not change methadone plasma concentrations to a clinically relevant extent. No dose adjustment of methadone is necessary when co-administered with <i>TIVICAY</i> .
Daclatasvir	<p>Dolutegravir ↔</p> <p>AUC ↑ 33%</p>	Daclatasvir did not change dolutegravir plasma concentration to a clinically relevant extent. Dolutegravir did not change

	$C_{max}$ ↑ 29% $C_{\tau}$ ↑ 45% Daclatasvir ↔	daclatasvir plasma concentration. No dose adjustment is necessary.
--	--	--

Abbreviations: ↑ = Increase; ↓ = decrease; ↔ = no significant change; AUC=area under the concentration versus time curve;  $C_{max}$ =maximum observed concentration,  $C_{\tau}$ =concentration at the end of dosing interval

## Pregnancy and Lactation

### Fertility

There are no data on the effects of *TIVICAY* on human male or female fertility. Animal studies indicate no effects of dolutegravir on male or female fertility (*see Non-Clinical Information*).

### Pregnancy

*TIVICAY* should be used during pregnancy only if the expected benefit justifies the potential risk to the foetus. Women of childbearing potential (WOCBP) should be informed about the potential risk of neural tube defects with dolutegravir and counselled about the use of effective contraception. It is recommended that pregnancy testing is conducted prior to initiation of *TIVICAY*. If there are plans to become pregnant or if pregnancy is confirmed within the first trimester while on *TIVICAY*, the risks and benefits of continuing *TIVICAY* versus switching to another antiretroviral regimen should be discussed with the patient. Factors to consider should include feasibility of switching, tolerability, ability to maintain viral suppression, actual gestational age, risk of transmission to the infant and the available data around the potential risk of neural tube defects and other pregnancy outcomes for dolutegravir and alternative antiretroviral drugs.

In a birth outcome surveillance study in Botswana, a numerically higher rate of neural tube defects was identified with exposure to dolutegravir compared to non-dolutegravir-containing antiretroviral regimens at the time of conception, however, the difference was not statistically significant. Seven cases of neural tube defects were reported in 3,591 deliveries (0.19%) to mothers taking dolutegravir-containing regimens at the time of conception, compared with 21 cases in 19,361 deliveries (0.11%) to mothers taking non-dolutegravir-containing regimens at the time of conception (Prevalence Difference 0.09%; 95% CI -0.03, 0.30).

In the same study, an increased risk of neural tube defects was not identified in women who started dolutegravir during pregnancy. Two out of 4,448 deliveries (0.04%) to mothers who started dolutegravir during pregnancy had a neural tube defect, compared with five infants out of 6,748 deliveries (0.07%) to mothers who started non-dolutegravir-containing regimens during pregnancy.

A causal relationship of these events to the use of dolutegravir has not been established. The incidence of neural tube defects in the general population ranges from 0.5-1 case per 1,000 live births. As most neural tube defects occur within the first 4 weeks of foetal development (approximately 6 weeks after the last menstrual period) this potential risk would concern women exposed to dolutegravir at the time of conception and in early pregnancy.

Data analysed to date from other sources including the Antiretroviral Pregnancy Registry, clinical trials, and post-marketing data are insufficient to address the risk of neural tube defects with dolutegravir.

More than 1,000 outcomes from second and third trimester exposure in pregnant women indicate no evidence of increased risk of adverse birth outcomes.

In animal reproductive toxicity studies, no adverse development outcomes, including neural tube defects, were identified (*see Non-Clinical Information*).

*TIVICAY* use during pregnancy has been evaluated in the Antiretroviral Pregnancy Registry (APR) in over 600 women (as of July 2019). Available human data from the APR do not show an increased risk of major birth defects for dolutegravir compared to the background rate (*see Clinical Studies*).

Dolutegravir readily crosses the placenta in humans. In HIV-infected pregnant women, the median (range) foetal umbilical cord concentrations of dolutegravir were 1.28 (1.21 to 1.28) fold greater compared with maternal peripheral plasma concentrations.

There is insufficient information on the effects of *TIVICAY* on neonates.

## Lactation

Health experts recommend that where possible HIV infected women do not breast feed their infants in order to avoid transmission of HIV. In settings where formula feeding is not feasible, local official lactation and treatment guidelines should be followed when considering breast feeding during antiretroviral therapy.

Dolutegravir is excreted in human milk in small amounts. In an open-label randomised study in which HIV- infected treatment-naïve pregnant women were administered a dolutegravir based regimen until two weeks post-partum, the median (range) dolutegravir breast milk to maternal plasma ratio was 0.033 (0.021 to 0.050).

## Effects on Ability to Drive and Use Machines

There have been no studies to investigate the effect of *TIVICAY* on driving performance or the ability to operate machinery. The clinical status of the patient and the adverse event profile of *TIVICAY* should be borne in mind when considering the patient's ability to drive or operate machinery.

## Adverse Reactions

### Clinical trial data

Adverse drug reactions (ADRs) identified in an analysis of pooled data from Phase IIb and Phase III clinical studies are listed below by MedDRA system organ class and by frequency. Frequencies are defined as: very common ( $\geq 1/10$ ), common ( $\geq 1/100$  and  $< 1/10$ ), uncommon ( $\geq 1/1,000$  and  $< 1/100$ ), rare ( $\geq 1/10,000$  and  $< 1/1,000$ ) and very rare ( $< 1/10,000$ ), including isolated reports.

Table 3 Adverse reactions

<b>Immune system disorders</b>	Uncommon	Hypersensitivity ( <i>see Warnings and Precautions</i> )
	Uncommon	Immune Reconstitution Syndrome ( <i>see Warnings and Precautions</i> )
<b>Psychiatric disorders</b>	Common	Insomnia
	Common	Abnormal dreams
	Common	Depression
	Common	Anxiety
	Uncommon	Suicidal ideation*, suicide attempt*  *particularly in patients with a pre-existing history of depression or psychiatric illness
<b>Nervous system disorders</b>	Very common	Headache
	Common	Dizziness
<b>Gastrointestinal disorders</b>	Very common	Nausea
	Very common	Diarrhoea
	Common	Vomiting
	Common	Flatulence
	Common	Upper abdominal pain
	Common	Abdominal pain
	Common	Abdominal discomfort
<b>Hepatobiliary disorders</b>	Uncommon	Hepatitis
<b>Skin and subcutaneous tissue disorders</b>	Common	Rash
	Common	Pruritus
<b>General disorders and administration site conditions</b>	Common	Fatigue

The safety profile was similar across the treatment naïve, treatment experienced (and integrase naïve) and integrase resistant patient populations.

### Changes in laboratory chemistries

Increases in serum creatinine occurred within the first week of treatment with *TIVICAY* and remained stable through 48 weeks. In treatment naïve patients a mean change from baseline of 9.96 µmol/L (range: -53 µmol/L to 54.8 µmol/L) was observed after 48 weeks of treatment. Creatinine increases were comparable by background NRTIs, and were similar in treatment experienced patients. These changes are not considered to be clinically relevant since they do not reflect a change in glomerular filtration rate (*see Pharmacodynamics – Effects on Renal Function*).

Small increases in total bilirubin (without clinical jaundice) were observed on dolutegravir and raltegravir (but not efavirenz) arms in the programme. These changes are not considered clinically relevant as they likely reflect competition between dolutegravir and unconjugated bilirubin for a common clearance pathway (UGT1A1) (*see Pharmacokinetics – Metabolism*).

Asymptomatic creatine phosphokinase (CPK) elevations mainly in association with exercise have also been reported with dolutegravir therapy.

### Paediatric population

Based on data from the ongoing P1093 (ING112578) and ODYSSEY (201296) studies in 172 infants, children and adolescents (aged at least 4 weeks to less than 18 years, and weighing at least 3 kg) who received the recommended doses of either film-coated tablets or dispersible tablets once daily, there were no additional types of adverse reactions beyond those observed in the adult population.

### Co-infection with Hepatitis B or C

In Phase III studies, patients with hepatitis B and/or C co-infection were permitted to enrol provided that baseline liver chemistry tests did not exceed 5 times the upper limit of normal (ULN). Overall, the safety profile in patients co-infected with hepatitis B and/or C was similar to that observed in patients without hepatitis B or C co-infection, although the rates of AST and ALT abnormalities were higher in the subgroup with hepatitis B and/or C co-infection for all treatment groups. Liver chemistry elevations consistent with immune reconstitution syndrome were observed in some subjects with hepatitis B and/or C co-infection at the start of *TIVICAY* therapy, particularly in those whose anti-hepatitis B therapy was withdrawn (*see Warnings and Precautions*).

### Post-marketing data

**Table 4 Post marketing adverse reactions**

<b>Hepatobiliary disorders</b>	Rare	Acute hepatic failure *
<b>Musculoskeletal and connective tissue disorders</b>	Uncommon	Arthralgia
	Uncommon	Myalgia
<b>Investigations</b>	Common	Weight increased

\* Acute hepatic failure has been reported in a dolutegravir-containing regimen. The contribution of dolutegravir in these cases is unclear.

## Overdose

### Symptoms and signs

There is currently limited experience with overdosage in *TIVICAY*.

Limited experience of single higher doses (up to 250 mg film-coated tablets in healthy subjects) revealed no specific symptoms or signs, apart from those listed as adverse reactions.

### Treatment

Further management should be as clinically indicated or as recommended by the national poisons centre, where available.

There is no specific treatment for an overdose of *TIVICAY*. If overdose occurs, the patient should be treated supportively with appropriate monitoring as necessary. As dolutegravir is highly bound to plasma proteins, it is unlikely that it will be significantly removed by dialysis.

## PHARMACOLOGICAL PROPERTIES

### Pharmacodynamics

#### ATC code

Pharmacotherapeutic group: Antiviral for systemic use, Other Antivirals.

ATC code: J05AJ03.

#### Mechanism of action

*TIVICAY* inhibits HIV integrase by binding to the integrase active site and blocking the strand transfer step of retroviral Deoxyribonucleic acid (DNA) integration which is essential for the HIV replication cycle. Strand transfer biochemical assays using purified HIV 1 integrase and pre-processed substrate DNA resulted in IC<sub>50</sub> values of 2.7 nM and 12.6 nM. *In vitro*, dolutegravir dissociates slowly from the active site of the wild type integrase-DNA complex ( $t_{1/2}$  71 hours).

#### Pharmacodynamic effects

In a randomized, dose-ranging trial, HIV 1–infected subjects treated with *TIVICAY* monotherapy (ING111521) demonstrated rapid and dose-dependent antiviral activity, with mean declines from baseline to day 11 in HIV-1 RNA of 1.5, 2.0, and 2.5 log<sub>10</sub> for dolutegravir 2 mg, 10 mg, and 50 mg once daily, respectively. This antiviral response was maintained for 3 to 4 days after the last dose in the 50 mg group.

#### Antiviral Activity in cell culture

Peripheral blood mononuclear cells (PBMC) infected with HIV-1 strain BaL or HIV-1 strain NL432 gave DTG EC<sub>50</sub>s of 0.51 nM and 0.53 nM, respectively. MT-4 cells infected with HIV-1 strain IIIB and incubated with dolutegravir for 4 or 5 days resulted in EC<sub>50</sub>s of 0.71 and 2.1 nM.

In a viral integrase susceptibility assay using the integrase coding region from 13 clinically diverse clade B isolates, dolutegravir demonstrated antiviral potency similar to laboratory strains, with a mean EC<sub>50</sub> of 0.52 nM. When tested in PBMC assays against a panel consisting of 24 HIV-1 clinical isolates [group M (clade A, B, C, D, E, F and G) and group O] and 3 HIV-2 clinical isolates, the geometric mean EC<sub>50</sub> was 0.20 nM and EC<sub>50</sub> values ranged from 0.02 to 2.14 nM for

HIV-1, while the geometric mean EC<sub>50</sub> was 0.18 nM and EC<sub>50</sub> values ranged from 0.09 to 0.61 nM for HIV-2 isolates.

### ***Antiviral Activity in combination with other antiviral agents***

No drugs with inherent anti-HIV activity were antagonistic with dolutegravir (*in vitro* assessments were conducted in checkerboard format in combination with stavudine, abacavir, efavirenz, nevirapine, lopinavir, amprenavir, enfuvirtide, maraviroc, adefovir and raltegravir). In addition, antivirals without inherent anti-HIV activity (ribavirin) had no apparent effect on dolutegravir activity.

### ***Effect of Human Serum and Serum Proteins***

*In vitro* studies suggested a 75-fold shift in EC<sub>50</sub> of dolutegravir in the presence of 100% human serum (by method of extrapolation), and the protein adjusted EC<sub>90</sub> (PA-EC<sub>90</sub>) in PBMCs was estimated to be 64 ng/mL. Dolutegravir trough concentration for a single 50 mg dose in integrase inhibitor naïve subjects was 1.20 µg/mL and therefore 19 times higher than the estimated PA-EC<sub>90</sub>.

### ***Resistance in vitro***

**Isolation from wild type HIV-1:** Viruses highly resistant to dolutegravir were not observed during the 112 day passage of strain IIB, with a 4.1-fold maximum fold change (FC) observed for the passaged resistant virus populations with substitutions at the conserved IN positions S153Y and S153F. Passage of the wild type HIV-1 strain NL432 in the presence of dolutegravir selected for E92Q (passage population virus FC=3.1) and G193E (passage population virus FC=3.2) substitutions on Day 56. Additional passage of wildtype subtype B, C, and A/G viruses in the presence of DTG selected for R263K, G118R, and S153T.

**Anti-HIV Activity Against Resistant Strains:** Reverse Transcriptase Inhibitor- and Protease Inhibitor-Resistant Strains: Dolutegravir demonstrated equivalent potency against 2 non-nucleoside (NN)-RTI-resistant, 3 nucleoside (N)-RTI-resistant, and 2 PI-resistant HIV-1 mutant clones (1 triple and 1 sextuple) compared to the wildtype strain.

**Integrase Inhibitor-Resistant HIV-1 Strains:** Sixty integrase inhibitor-resistant mutant HIV-1 viruses (28 with single substitutions and 32 with 2 or more substitutions) were produced from wild-type virus NL-432 using site-directed mutagenesis. Dolutegravir showed anti-HIV activity (susceptibility) with FC <5 against 27 of 28 integrase inhibitor-resistant mutant viruses with single substitutions including T66A/I/K, E92Q/V, Y143C/H/R Q148H/K/R, and N155H, while for raltegravir and elvitegravir there were 17/28 and 11/21 tested mutant viruses with FC <5, respectively. In addition, of the 32 integrase inhibitor-resistant mutant viruses with 2 or more substitutions, 23 of 32 showed FC <5 to dolutegravir compared with FC <5 for 4 of 32 for raltegravir and FC <5 for 2 of 25 tested for elvitegravir.

**Integrase Inhibitor-Resistant HIV-2 Strains:** Site directed mutant HIV-2 viruses were constructed based on subjects infected with HIV-2 and treated with raltegravir who showed virologic failure. Overall the HIV-2 FCs observed were similar to HIV-1 FCs observed for similar pathway mutations. Dolutegravir FC was <5 against 4 HIV-2 viruses (S163D, G140A/Q148R, A153G/N155H/S163G and E92Q/T97A/N155H/S163D); for E92Q/N155H, dolutegravir FC was 8.5, and for G140S/Q148R dolutegravir FC was 17. Dolutegravir, raltegravir and elvitegravir all had had the same activity against site directed mutant HIV-2 with S163D as wildtype, and for the remaining mutant HIV-2 virus raltegravir FC ranges were 6.4 to 420 and elvitegravir FC ranges were 22 to 640.



**Clinical Isolates From Raltegravir Treatment Virologic Failure Subjects:** Thirty clinical isolate samples with genotypic and phenotypic resistance to raltegravir (median FC >81) were examined for susceptibility to dolutegravir (median FC 1.5) using the Monogram Biosciences PhenoSense assay. The median FC to dolutegravir for isolates containing changes at G140S + Q148H was 3.75; G140S + Q148R was 13.3; T97A + Y143R was 1.05 and N155H was 1.37.

Seven hundred and five raltegravir resistant isolates from raltegravir experienced patients were analyzed for susceptibility to dolutegravir using the Monogram Biosciences PhenoSense assay. Dolutegravir has a less than or equal to 10 FC against 93.9% of the 705 clinical isolates, of note 16 (9%) of the 184 isolates with Q148 +1 INSTI-resistance substitution and 25 (27%) of the 92 clinical isolates with Q148 + ≥2 INSTI-resistance substitutions had greater than 10 fold change.

### **Resistance *in vivo*: integrase inhibitor naïve patients**

No INI-resistant mutations or treatment emergent resistance to the NRTI backbone therapy were isolated with *TIVICAY* 50 mg film-coated tablets once daily in treatment-naïve studies (SPRING-1, SPRING-2, SINGLE and FLAMINGO studies). In the SAILING study for treatment experienced (and integrase naïve) patients (n=354 in the dolutegravir arm), treatment emergent integrase substitutions were observed at Week 48 in 4 of 17 subjects receiving dolutegravir with virologic failure. Of these four, 2 subjects had a unique R263K integrase substitution, with a maximum FC of 1.93, 1 subject had a polymorphic V151V/I integrase substitution, with maximum FC of 0.92, and 1 subject had pre-existing integrase mutations and is assumed to have been integrase experienced or infected with integrase resistant virus by transmission (*see Clinical Studies*).

### **Resistance *in vivo*: integrase inhibitor resistant patients**

The VIKING-3 study examined *TIVICAY* (plus optimized background therapy) in subjects with pre-existing INI resistance. Thirty six subjects (36/183) experienced protocol defined virologic failure through to Week 24. Of these, 32 had paired baseline and PDVF resistance data for analysis and 17/32 (53%) had treatment emergent mutations. Treatment-emergent mutations or mixtures of mutations observed were L74L/M (n=1), E92Q (n=2), T97A (n=9), E138K/A/T (n=8), G140S (n=2), Y143H (n=1), S147G (n=1), Q148H/K/R (n=4), N155H (n=1) and E157E/Q (n=1). Fourteen of the 17 subjects with virus exhibiting treatment-emergent mutations harboured Q148 pathway virus present at baseline or historically. Five further subjects experienced PDVF between weeks 24 and 48, and 2 of these 5 had treatment emergent mutations. Treatment-emergent mutations or mixtures of mutations observed were L74I (n=1), N155H (n=2).

The VIKING-4 study examined *TIVICAY* (plus optimized background therapy) in subjects with primary genotypic resistance to INIs at Screening in 30 subjects. Treatment-emergent mutations observed were consistent with those observed in the VIKING-3 study.

### ***Effects on Electrocardiogram***

In a randomized, placebo-controlled, cross-over trial, 42 healthy subjects received single dose oral administrations of placebo, DTG 250 mg suspension (exposures approximately 3-fold of the 50 mg once-daily dose at steady state), and moxifloxacin (400 mg, active control) in random sequence. Dolutegravir did not prolong the QTc interval for 24 hours post dose. After baseline and placebo adjustment, the maximum mean QTc change based on Fridericia correction method (QTcF) was 1.99 msec (1-sided 95% upper CI: 4.53 msec).

### ***Effects on Renal Function***

The effect of *TIVICAY* on serum creatinine clearance (CrCl), glomerular filtration rate (GFR) using iohexol as the probe and effective renal plasma flow (ERPF) using para-aminohippurate (PAH) as

the probe was evaluated in an open-label, randomized, 3 arm, parallel, placebo-controlled study in 37 healthy subjects, who were administered *TIVICAY* film-coated tablets 50 mg once daily (n=12), 50 mg twice daily (n=13) or placebo once daily (n=12) for 14 days. A modest decrease in CrCl was observed with dolutegravir within the first week of treatment, consistent with that seen in clinical studies. Dolutegravir at both doses had no significant effect on GFR or ERPF. These data support *in vitro* studies which suggest that the small increases in creatinine observed in clinical studies are due to the nonpathologic inhibition of the organic cation transporter 2 (OCT2) in the proximal renal tubules, which mediates the tubular secretion of creatinine.

## Pharmacokinetics

Dolutegravir pharmacokinetics are similar between healthy and HIV-infected subjects. The PK variability of dolutegravir is between low to moderate. In Phase 1 studies in healthy subjects, between-subject CVb% for AUC and  $C_{\max}$  ranged from ~20 to 40% and  $C\tau$  from 30 to 65% across studies. The between-subject PK variability of DTG was higher in HIV-infected subjects than healthy subjects. Within-subject variability (CVw%) is lower than between-subject variability.

Film-coated tablets and dispersible tablets do not have the same bioavailability. The relative bioavailability of dispersible tablets is approximately 1.6-fold higher as compared to film-coated tablets. Thus, a 30 mg *TIVICAY* dose administered as six 5 mg dispersible tablets will have similar exposure to a 50 mg *TIVICAY* dose administered as film-coated tablet(s). Similarly, a 25 mg *TIVICAY* dose administered as five 5 mg dispersible tablets, will provide comparable exposure to a 40 mg *TIVICAY* dose administered as four 10 mg film-coated tablets.

## Absorption

Dolutegravir is rapidly absorbed following oral administration, with median  $T_{\max}$  at 1 to 3 hours post dose for the dispersible tablet formulation. The linearity of dolutegravir pharmacokinetics is dependent on dose and formulation. Following oral administration of tablet formulations, in general, *TIVICAY* exhibited nonlinear pharmacokinetics with less than dose-proportional increases in plasma exposure from 2 to 100 mg; however increase in dolutegravir exposure appears dose proportional from 25 mg to 50 mg.

*TIVICAY* may be administered with or without food. Food increased the extent and slowed the rate of absorption of dolutegravir. Bioavailability of dolutegravir depends on meal content: low, moderate, and high fat meals increased dolutegravir  $AUC_{(0-\infty)}$  by 33%, 41%, and 66%, increased  $C_{\max}$  by 46%, 52%, and 67%, prolonged  $T_{\max}$  to 3, 4, and 5 hours from 2 hours under fasted conditions, respectively. These increases are not clinically significant.

The absolute bioavailability of dolutegravir has not been established.

## Distribution

Dolutegravir is highly bound (approximately 99.3%) to human plasma proteins based on *in vitro* data. The apparent volume of distribution (following oral administration of suspension formulation,  $V_d/F$ ) is estimated at 12.5 L. Binding of dolutegravir to plasma proteins was independent of concentration. Total blood and plasma drug-related radioactivity concentration ratios averaged between 0.441 to 0.535, indicating minimal association of radioactivity with blood cellular components. Free fraction of DTG in plasma is estimated at approximately 0.2 to 1.1% in healthy subjects, approximately 0.4 to 0.5% in subjects with moderate hepatic impairment, and 0.8 to 1.0% in subjects with severe renal impairment, and 0.5% in HIV-1 infected patients.

Dolutegravir is present in cerebrospinal fluid (CSF). In 12 treatment-naïve subjects receiving a regimen of dolutegravir plus abacavir/lamivudine (3TC) for 16 weeks, dolutegravir concentration in

CSF averaged 15.4 ng/mL at Week 2 and 12.6 ng/mL at Week 16, ranging from 3.7 to 23.2 ng/mL (comparable to unbound plasma concentration). CSF:plasma concentration ratio of DTG ranged from 0.11 to 2.04%. Dolutegravir concentrations in CSF exceeded the IC<sub>50</sub>, supporting the median reduction from baseline in CSF HIV-1 RNA of 2.2 log after 2 weeks of therapy and 3.4 log after 16 weeks (*see Pharmacodynamics*).

Dolutegravir is present in the female and male genital tract. AUC in cervicovaginal fluid, cervical tissue, and vaginal tissue were 6 to 10% of that in corresponding plasma at steady-state. AUC was 7% in semen and 17% in rectal tissue, of those in corresponding plasma at steady-state.

### Metabolism

Dolutegravir is primarily metabolized via UGT1A1 with a minor CYP3A component (9.7% of total dose administered in a human mass balance study). Dolutegravir is the predominant circulating compound in plasma; renal elimination of unchanged drug is low (< 1% of the dose). Fifty-three percent of total oral dose is excreted unchanged in the feces. It is unknown if all or part of this is due to unabsorbed drug or biliary excretion of the glucuronidate conjugate, which can be further degraded to form the parent compound in the gut lumen. Thirty-one percent of the total oral dose is excreted in the urine, represented by ether glucuronide of DTG (18.9% of total dose), N-dealkylation metabolite (3.6% of total dose), and a metabolite formed by oxidation at the benzylic carbon (3.0% of total dose).

### Elimination

Dolutegravir has a terminal half-life of ~14 hours and an apparent clearance (CL/F) of 0.56 L/hr.

### Special patient populations

#### Children

The pharmacokinetics of *TIVICAY* film-coated and dispersible tablets in HIV-1 infected infants, children and adolescents aged  $\geq 4$  weeks to < 18 years were evaluated in two on-going studies (P1093/ING112578 and ODYSSEY/201296). Steady state plasma exposure at weight band doses are summarized in Table 5.

**Table 5 Summary of *TIVICAY* PK Parameters following Administration of *TIVICAY* at Weight Band Doses in Paediatric HIV-1 Infected Subjects**

Weight Band (kg)	TIVICAY Dosage Form <sup>a</sup>	Once Daily Dose (mg)	N	PK Parameter Geometric Mean (%CV)		
				C <sub>max</sub> (µg/mL)	AUC <sub>0-24h</sub> (µg*h/mL)	C <sub>24h</sub> (ng/mL)
3 to <6	DT	5	8	3.80 (34)	49.37 (49)	962 (98)
6 to <10 <sup>b</sup>	DT	10	4	5.68 (38)	85.49 (32)	1821 (41)
6 to <10 <sup>c</sup>	DT	15	17	5.27 (50)	57.17 (76)	706 (177)
10 to <14	DT	20	13	5.99 (33)	68.75 (48)	977 (100)
14 to <20	DT	25	19	5.97 (42)	58.97 (44)	725 (75)
≥20	DT <sup>d</sup>	30	9	7.16 (26)	71.53 (26)	759 (73)
	FCT	50	49	4.92 (40)	54.98 (43)	778 (62)
<b>Target: Geometric Mean (range)</b>					<b>46 (37-134)</b>	<b>995 (697-2260)</b>

DT=dispersible tablet

FCT=film-coated tablet

a. The bioavailability of *TIVICAY* DT is ~1.6-fold *TIVICAY* FCT.

b. <6 months of age

c. ≥6 months of age

d. ≥ 20 to <25 kg weight band

## Elderly

Population pharmacokinetic analysis of dolutegravir using data in HIV-1 infected adults showed that there was no clinically relevant effect of age on dolutegravir exposure.

Pharmacokinetic data for dolutegravir in subjects of >65 years old are limited.

## Renal impairment

Renal clearance of unchanged drug is a minor pathway of elimination for dolutegravir. A study of the pharmacokinetics of a single 50 mg dose of dolutegravir film-coated tablets was performed in subjects with severe renal impairment (CrCl < 30 mL/min). No clinically important pharmacokinetic differences between subjects with severe renal impairment (CrCl < 30mL/min) and matching healthy subjects were observed. No dosage adjustment is necessary for patients with renal impairment. There is limited information on dolutegravir in patients on dialysis, though differences in exposure are not expected.

## Hepatic impairment

Dolutegravir is primarily metabolized and eliminated by the liver. In a study comparing 8 subjects with moderate hepatic impairment (Child-Pugh category B) to 8 matched healthy adult controls, the single 50 mg dose exposure of dolutegravir film-coated tablets was similar between the two groups. No dosage adjustment is necessary for patients with mild to moderate hepatic impairment. The effect of severe hepatic impairment on the pharmacokinetics of dolutegravir has not been studied.

## Polymorphisms in Drug Metabolising Enzymes

There is no evidence that common polymorphisms in drug metabolising enzymes alter dolutegravir pharmacokinetics to a clinically meaningful extent. In a meta-analysis using pharmacogenomics

samples collected in clinical studies in healthy subjects, subjects with UGT1A1 (n=7) genotypes conferring poor dolutegravir metabolism had a 32% lower clearance of dolutegravir and 46% higher AUC compared with subjects with genotypes associated with normal metabolism via UGT1A1 (n=41). Polymorphisms in CYP3A4, CYP3A5, and NR1I2 were not associated with differences in the pharmacokinetics of dolutegravir.

### Gender

The dolutegravir exposure in healthy subjects appear to be slightly higher (~20%) in women than men based on data obtained in a healthy subject study (males n=17, females n=24). Population PK analyses using pooled pharmacokinetic data from Phase 2b and Phase 3 adult trials revealed no clinically relevant effect of gender on the exposure of dolutegravir.

### Race

Population PK analyses using pooled pharmacokinetic data from Phase IIb and Phase III adult trials revealed no clinically relevant effect of race on the exposure of dolutegravir. The pharmacokinetics of dolutegravir following single dose oral administration to Japanese subjects appear similar to observed parameters in Western (US) subjects.

### Co-infection with Hepatitis B or C

Population pharmacokinetic analysis indicated that hepatitis C virus co-infection had no clinically relevant effect on the exposure to dolutegravir. There are limited data on subjects with hepatitis B co-infection.

## Clinical Studies

### *Antiretroviral naïve subjects*

The efficacy of dolutegravir in HIV-infected, therapy naive subjects is based on data from two randomized, international, double-blind, active-controlled trials, 96 week data from SPRING-2 (ING113086) and SINGLE (ING114467). This is supported by 96 week data from an open-label and active-controlled study FLAMINGO (ING114915) and additional data from the open-label phase of SINGLE to 144 weeks.

In SPRING-2, 822 adults were randomized and received at least one dose of either *TIVICAY* 50 mg film-coated tablets once daily or raltegravir 400 mg twice daily, both administered with fixed-dose dual NRTI therapy (either ABC/3TC or TDF/FTC). At baseline, median patient age was 36 years, 14% were female, 15% non-white, and 12% had hepatitis B and/or C co-infection and 2% were CDC Class C, these characteristics were similar between treatment groups.

In SINGLE, 833 subjects were randomized and received at least one dose of either *TIVICAY* 50 mg film-coated tablets once daily with fixed-dose abacavir-lamivudine (*TIVICAY* + ABC/3TC) or fixed-dose efavirenz-tenofovir-emtricitabine (EFV/TDF/FTC). At baseline, median patient age was 35 years, 16% were female, 32% non-white, 7% had hepatitis C co-infection and 4% were CDC Class C, these characteristics were similar between treatment groups.

The primary endpoint and other week 48 outcomes (including outcomes by key baseline covariates) for SPRING-2 and SINGLE are shown in Table 6.

**Table 6 Virologic Outcomes of Randomized Treatment of SPRING-2 and SINGLE at 48 Weeks (Snapshot algorithm)**

	SPRING-2		SINGLE	
	TIVICAY 50 mg Once Daily + 2 NRTI N=411	RAL 400 mg Twice Daily + 2 NRTI N=411	TIVICAY 50 mg + ABC/3TC Once Daily N=414	EFV/TDF/FTC Once Daily N=419
HIV-1 RNA < 50 copies/mL*	88%	85%	88%	81%
Treatment Difference*	2.5% (95% CI: -2.2%, 7.1%)		7.4% (95% CI: 2.5%, 12.3%)	
Virologic non response†	5%	8%	5%	6%
No virologic data at Week 48 window	7%	7%	7%	13%
Reasons				
Discontinued study/study drug due to adverse event or death‡	2%	1%	2%	10%
Discontinued study/study drug for other reasons§	5%	6%	5%	3%
Missing data during window but on study	0	0	0	<1%
<b>HIV-1 RNA &lt;50 copies/mL by baseline covariates</b>				
<b>Baseline Plasma Viral Load (copies/mL)</b>	n / N (%)	n / N (%)	n / N (%)	n / N (%)
≤100,000	267 / 297 (90%)	264 / 295 (89%)	253 / 280 (90%)	238 / 288 (83%)
>100,000	94 / 114 (82%)	87 / 116 (75%)	111 / 134 (83%)	100 / 131 (76%)
<b>Baseline CD4+ (cells/ mm<sup>3</sup>)</b>				
<200	43 / 55 (78%)	34 / 50 (68%)	45 / 57 (79%)	48 / 62 (77%)
200 to <350	128 / 144 (89%)	118 / 139 (85%)	143 / 163 (88%)	126 / 159 (79%)
≥350	190 / 212 (90%)	199 / 222 (90%)	176 / 194 (91%)	164 / 198 (83%)
<b>NRTI backbone</b>				
ABC/3TC	145 / 169 (86%)	142 / 164 (87%)	N/A	N/A
TDF/FTC	216 / 242 (89%)	209 / 247 (85%)	N/A	N/A
<b>Gender</b>				
Male	308 / 348 (89%)	305 / 355 (86%)	307 / 347 (88%)	291 / 356 (82%)
Female	53 / 63 (84%)	46 / 56 (82%)	57 / 67 (85%)	47 / 63 (75%)
<b>Race</b>				
White	306 / 346 (88%)	301 / 352 (86%)	255 / 284 (90%)	238 / 285 (84%)
African-America/African Heritage/Other	55 / 65 (85%)	50 / 59 (85%)	109 / 130 (84%)	99 / 133 (74%)
<b>Age (years)</b>				
<50	324 / 370 (88%)	312 / 365 (85%)	319 / 361 (88%)	302 / 375 (81%)
≥50	37 / 41 (90%)	39 / 46 (85%)	45 / 53 (85%)	36 / 44 (82%)
* Adjusted for baseline stratification factors.				
† Includes subjects who changed BR to new class or changed BR not permitted per protocol or due to lack of efficacy prior to Week 48 (for SPRING-2 only), subjects who discontinued prior to Week 48 for lack or loss of efficacy and subjects who are ≥50 copies in the 48 week window.				
‡ Includes subjects who discontinued due to an adverse event or death at any time point from Day 1 through the Week 48 window if this resulted in no virologic data on treatment during the Week 48 window.				
§ Includes reasons such as withdrew consent, loss to follow-up, moved, protocol deviation.				
Notes: ABC/3TC = abacavir 600 mg, lamivudine 300 mg in the form of Kivexa/Epzicom fixed dose combination (FDC)				
EFV/TDF/FTC = efavirenz 600 mg, tenofovir 300 mg, emtricitabine 200 mg in the form of Atripla FDC.				
N = Number of subjects in each treatment group				

In the SPRING-2 study through 96 weeks, virologic suppression (HIV-1 RNA <50 copies/mL) in the dolutegravir group (81%) was non-inferior to the raltegravir group (76%). The median change in CD4+ T cell count from baseline were 230 cells/mm<sup>3</sup> in the group receiving *TIVICAY* and the raltegravir group at 48 weeks and 276 cells/mm<sup>3</sup> in the group receiving dolutegravir compared to 264 cells/mm<sup>3</sup> the raltegravir group at 96 weeks.

In the SINGLE study at Week 48, virologic suppression (HIV-1 RNA < 50 copies/mL) in the *TIVICAY* + ABC/3TC arm was 88%, which was superior to the EFV/TDF/FTC arm (81%), based on the primary analysis (p=0.003). At 96 weeks virologic suppression was maintained, the *TIVICAY* + ABC/3TC arm (80%) was superior to the EFV/TDF/FTC arm (72%), treatment difference was 8.0 (2.3, 13.8), p=0.006. The adjusted mean change in CD4+ T cell count from baseline were 267 cells/mm<sup>3</sup> in the group receiving *TIVICAY* + ABC/3TC and 208 cells/mm<sup>3</sup> for the EFV/TDF/FTC arm in SINGLE at 48 weeks. The adjusted difference and 95% CI was 58.9 (33.4, 84.4), p<0.001 (repeated measure model adjusting for the baseline stratification factors: baseline HIV-1 RNA and baseline CD4+ T cell count, among other factors). This analysis was pre-specified and adjusted for multiplicity. The median time to viral suppression was 28 days in the group receiving *TIVICAY* + ABC/3TC and 84 days in the EFV/TDF/FTC arm in SINGLE at 48 weeks (p<0.0001). This analysis was pre-specified and adjusted for multiplicity. At 144 weeks in the open-label phase, virologic suppression was maintained, the *TIVICAY* + ABC/3TC arm (71%) was superior to the EFV/TDF/FTC arm (63%), treatment difference was 8.3 (2.0, 14.6).

In both SPRING-2 and SINGLE studies virologic suppression (HIV-1 RNA < 50 copies/mL), treatment differences were comparable across baseline characteristics (gender, race and age).

Through 96 weeks in SINGLE and SPRING-2, no INI-resistant mutations or treatment emergent resistance in background therapy were isolated on the dolutegravir-containing arms. In SPRING-2, four subjects on the raltegravir arm failed with major NRTI mutations and one subject developed raltegravir resistance; in SINGLE, six subjects on the EFV/TDF/FTC arm failed with mutations associated with NNRTI resistance and one developed a major NRTI mutation.

In FLAMINGO (ING114915), an open-label and active-controlled study, 484 HIV-1 infected antiretroviral naïve adults were randomized and received one dose of either *TIVICAY* 50 mg film-coated tablets once daily or darunavir/ritonavir (DRV/r) 800 mg/100 mg once daily, both administered with fixed-dose dual NRTI therapy (either ABC/3TC or TDF/FTC). At baseline, median patient age was 34 years, 15% were female, 28% non-white, 10% had hepatitis B and/or C co-infection, and 3% were CDC Class C; these characteristics were similar between treatment groups. Virologic suppression (HIV-1 RNA <50 copies/mL) in the *TIVICAY* group (90%) was superior to the DRV/r group (83%) at 48 weeks. The adjusted difference in proportion and 95% CI were 7.1% (0.9, 13.2), p=0.025. At 96 weeks virologic suppression in the *TIVICAY* group (80%) was superior to the DRV/r group (68%). No treatment-emergent primary INI, PI or NRTI resistance mutations were observed for subjects in the *TIVICAY* or DRV+RTV treatment groups.

Sustained virological response was demonstrated in the SPRING-1 study (ING112276), in which 88% of patients receiving a 50 mg dose of *TIVICAY* film-coated tablets (n=51) once daily had HIV-1 RNA <50 copies/mL, compared to 72% of patients in the efavirenz group (n=50) at 96 weeks. No INI-resistant mutations or treatment emergent resistance in background therapy were isolated with *TIVICAY* through 96 weeks.

#### ***Antiretroviral experienced (and integrase inhibitor naïve) subjects***

In the international, multicentre, double-blind SAILING study (ING111762), 719 HIV-1 infected, ART-experienced adults were randomized and received either *TIVICAY* 50 mg film-coated tablets once daily or raltegravir 400 mg twice daily with investigator selected background regimen (BR) consisting of up to 2 agents (including at least one fully active agent). At baseline, median patient age was 43 years, 32% were female, 50% non-white, 16% had hepatitis B and/or C co-infection, and 46% were CDC Class C. All subjects had at least two class ART resistance, and 49% of subjects had at least 3-class ART resistance at baseline.

Week 48 outcomes (including outcomes by key baseline covariates) for SAILING are shown in Table 7.

**Table 7 Virologic Outcomes of Randomized Treatment of SAILING at 48 Weeks (Snapshot algorithm)**

	SAILING	
	TIVICAY 50 mg Once Daily + BR N=354§	RAL 400 mg Twice Daily + BR N=361§
HIV-1 RNA <50 copies/mL	71%	64%
Adjusted Treatment Difference‡	7.4% (95% CI: 0.7%, 14.2%)	
Virologic non response	20%	28%
No virologic data at Week 48		
Reasons	9%	9%
Discontinued study/study drug due to adverse event or death‡	3%	4%
Discontinued study/study drug for other reasons§	5%	4%
Missing data during window but on study	2%	1%
HIV-1 RNA <50 copies/mL by baseline covariates		
Baseline Plasma Viral Load (copies/mL)	n / N (%)	n / N (%)
≤50,000 copies/mL	186 / 249 (75%)	180 / 254 (71%)
>50,000 copies/mL	65 / 105 (62%)	50 / 107 (47%)
Baseline CD4+ (cells/ mm <sup>3</sup> )		
<50	33 / 62 (53%)	30 / 59 (51%)
50 to <200	77 / 111 (69%)	76 / 125 (61%)
200 to <350	64 / 82 (78%)	53 / 79 (67%)
≥350	77 / 99 (78%)	71 / 98 (73%)
Background Regimen		
Phenotypic Susceptibility Score* <2	70 / 104 (67%)	61 / 94 (65%)
Phenotypic Susceptibility Score* =2	181 / 250 (72%)	169 / 267 (63%)
Genotypic Susceptibility Score* <2	155 / 216 (72%)	129 / 192 (67%)
Genotypic Susceptibility Score* =2	96 / 138 (70%)	101 / 169 (60%)
DRV/r in BR		
No DRV/r use	143/214 (67%)	126/209 (60%)
DRV/r use with Primary PI mutations	58/68 (85%)	50/75 (67%)
DRV/r use without Primary PI mutations	50/72 (69%)	54/77 (70%)
Gender		
Male	172 / 247 (70%)	156 / 238 (66%)
Female	79 / 107 (74%)	74 / 123 (60%)
Race		
White	133 / 178 (75%)	125 / 175 (71%)
African-America/African Heritage/Other	118 / 175 (67%)	105 / 185 (57%)
Age (years)		
<50	196 / 269 (73%)	172 / 277 (62%)
≥50	55 / 85 (65%)	58 / 84 (69%)
HIV sub type		
Clade B	173 / 241 (72%)	159 / 246 (65%)
Clade C	34 / 55 (62%)	29 / 48 (60%)
Other†	43 / 57 (75%)	42 / 67 (63%)
‡ Adjusted for baseline stratification factors		
§ 4 subjects were excluded from the efficacy analysis due to data integrity at one study site		
*The Phenotypic Susceptibility Score (PSS) and the Genotypic Susceptibility Score (GSS) were defined as the total number of ARTs in BR to which a subject's viral isolate showed susceptibility at baseline based upon phenotypic or genotypic resistance tests. Background regimen was restricted to ≤ 2 ART with at least one fully active agent, however, n=11 PSS 0, n=2 PSS 3.		
†Other clades included: Complex (43), F1 (32), A1 (18), BF (14), all others <10.		
Notes: BR = background regimen, RAL = raltegravir; N = Number of subjects in each treatment group		



In the SAILING study, virologic suppression (HIV-1 RNA <50 copies/mL) in the *TIVICAY* arm (71%) was statistically superior to the raltegravir arm (64%), at Week 48 ( $p=0.030$ ). Virologic suppression (HIV-1 RNA <50 copies/mL) treatment differences were comparable across the baseline characteristics of gender, race, and HIV sub type. The mean changes in CD4+ T cell count from baseline were 113 cells/mm<sup>3</sup> at week 24 and 162 cells/mm<sup>3</sup> at week 48 in the group receiving *TIVICAY* and 106 cells/mm<sup>3</sup> at week 24 and 153 cells/mm<sup>3</sup> at week 48 for the raltegravir group.

Statistically fewer subjects failed therapy with treatment-emergent resistance in the IN gene on *TIVICAY* (4/354, 1%) than on raltegravir (17/361, 5%) ( $p=0.003$ ).

### ***Integrase inhibitor resistant subjects***

In the Phase IIb, international, multicentre, open-label, single arm sequential cohort VIKING pilot study (ING112961), two sequential cohorts of subjects with multiclass resistance including resistance to HIV integrase inhibitors were enrolled to examine the antiviral activity of a 50 mg dose of *TIVICAY* film-coated tablets once daily ( $n=27$ ) vs. a 50 mg dose of *TIVICAY* film-coated tablets twice daily ( $n=24$ ) after 10 days of functional monotherapy. Responses were greater with twice daily (1.8 log<sub>10</sub> change from baseline in HIV RNA) than with once daily dosing (1.5 log<sub>10</sub> change from baseline, adjusted difference 0.3log<sub>10</sub>,  $p=0.017$ ). Higher response rates with twice daily dosing were maintained with continued *TIVICAY* dosing and optimization of the background regimen through 48 weeks of therapy (33% vs. 71% <50 c/mL, ITT-E TLOVR analysis). A comparable safety profile was observed across doses. Subsequently, VIKING-3 examined the effect of *TIVICAY* 50 mg film-coated tablets twice daily over 7 days of functional monotherapy, followed by optimized background therapy and continued *TIVICAY* twice daily treatment.

In the multicentre, open-label, single arm VIKING-3 study (ING112574), HIV-1 infected, ART-experienced adults with virological failure and current or historical evidence of raltegravir and/or elvitegravir resistance received *TIVICAY* 50 mg twice daily with the current failing background regimen for 7 days but with optimised background ART from Day 8. One hundred and eighty-three subjects enrolled, 133 with INI-resistance at Screening and 50 with only historical evidence of resistance (and not at Screening). At baseline, median patient age was 48 years, 23% were female, 29% non-white, and 20% had hepatitis B and/or C co-infection. Median baseline CD4+ was 140 cells/mm<sup>3</sup>, median duration of prior ART was 14 years, and 56% were CDC Class C. Subjects showed multiple class ART resistance at baseline: 79% had  $\geq 2$  NRTI, 75%  $\geq 1$  NNRTI, and 71%  $\geq 2$  PI major mutations; 62% had non-R5 virus. The Virological Outcome (VO) population excluded patients who stopped therapy for non-efficacy reasons, and those with major protocol deviations (incorrect dolutegravir dosing, intake of prohibited co-medication). The VO population is a subset of the ITT-E population.

Mean change from baseline in HIV RNA at day 8 (primary endpoint) was -1.4log<sub>10</sub> (95% CI -1.3, -1.5log<sub>10</sub>,  $p<0.001$ ). Response was associated with baseline INI mutation pathway, as shown in Table 8.

**Table 8 Virologic Response (Plasma HIV-1 RNA) at Day 8 by Derived baseline IN Resistance Mutation Group [Day 8 Virologic Outcome (VO) Population]**

Derived IN Mutation Group	Number of subjects (VO population)	Mean change from baseline (SD) at Day 8	%>1log <sub>10</sub> decline at Day 8*
No Q148H/K/R mutations <sup>#</sup>	124	-1.60 (0.52)	92%
Q148 + 1 secondary mutation <sup>^</sup>	35	-1.18 (0.52)	71%
Q148 + ≥2 secondary mutations <sup>^</sup>	20	-0.92 (0.81)	45%
<sup>#</sup> Includes primary INI resistance mutations N155H, Y143C/H/R, T66A, E92Q, or historical evidence of INI resistance only			
<sup>*</sup> Includes subjects with HIV RNA <50 copies/mL at Day 8			
<sup>^</sup> G140A/C/S, E138A/K/T, L74I			

After the monotherapy phase, subjects had the opportunity to optimize their background regimen when possible.

Of the 183 subjects who completed 24 weeks on study or discontinued before data cut-off, 126 (69%) had <50 copies/mL RNA at Week 24 (ITT-E, Snapshot algorithm). Subjects harbouring virus with Q148 with additional Q148-associated secondary mutations had a lower response at Week 24. Background overall susceptibility score (OSS) was not associated with Week 24 response.

**Table 9 Week 24 Virologic Response by Derived baseline IN Resistance Mutation Group and OSS of OBR (HIV-1 RNA <50 c/mL, Snapshot algorithm), Week 24 VO Population**

Derived IN Mutation Group	OSS=0	OSS=1	OSS=2	OSS>2	Total
No Q148H/K/R mutations <sup>1</sup>	4/4 (100%)	35/40 (88%)	40/48 (83%)	17/22 (77%)	96/114 (84%)
Q148 + 1 secondary mutation <sup>2</sup>	2/2 (100%)	8/12(67%)	10/17 (59%)	-	20/31 (65%)
Q148 +≥2 secondary mutations <sup>2</sup>	1/2 (50%)	2/11 (18%)	1/3 (33%)	-	4/16 (25%)
<sup>1</sup> N155H, Y143C/H/R, T66A, E92Q, or historical evidence of INI resistance only.					
<sup>2</sup> G140A/C/S, E138A/K/T, L74I					
OSS: Overall susceptibility score [combined genotypic and phenotypic resistance (Monogram Biosciences Net Assessment)]					

The response rate at week 48 was sustained with 116/183 (63%) subjects having HIV-1 RNA <50 copies/mL (ITT-E, Snapshot algorithm). Response was also sustained through week 48 in subjects harbouring virus with Q148 with additional Q148-associated secondary mutations. The proportion of subjects with HIV RNA <50 copies/mL at Week 48 was 88/113 (78%) for No Q148 mutations, 19/31 (61%) for Q148+1 and 4/16(25%) for Q148+≥2 secondary mutations (VO population, Snapshot algorithm). Background overall susceptibility score (OSS) was not associated with Week 48 response.

Virologic suppression (HIV-1 RNA <50 copies/mL) was comparable across baseline characteristics (gender, race and age). The median change in CD4+ T cell count from baseline for VIKING-3 based on observed data was 61 cells/mm<sup>3</sup> at Week 24 and 110 cells/mm<sup>3</sup> at Week 48.

In the multicentre, double blind, placebo controlled VIKING-4 study (ING116529), 30 HIV-1 infected, ART-experienced adults with current virological failure on an integrase inhibitor

containing regimen and primary genotypic resistance to INIs at Screening, were randomized to receive either dolutegravir 50 mg film-coated tablets twice daily or placebo with the current failing regimen for 7 days with all subjects receiving open label dolutegravir plus optimised background regimen from Day 8. At baseline, median patient age was 49 years, 20% were female, 58% non-white, and 23% had hepatitis B and/or C co-infection. Median baseline CD4+ was 160 cells/mm<sup>3</sup>, median duration of prior ART was 13 years, and 63% were CDC Class C. Subjects showed multiple class ART resistance at baseline: 80% had  $\geq 2$  NRTI, 73%  $\geq 1$  NNRTI, and 67%  $\geq 2$  PI major mutations; 83% had non-R5 virus. Sixteen of 30 subjects (53%) harboured Q148 virus at baseline. The primary endpoint treatment comparison at Day 8, showed that dolutegravir was superior to placebo, with an adjusted mean treatment difference for the change from Baseline in Plasma HIV-1 RNA at Day 8 of -1.2 log<sub>10</sub> copies/mL (95% CI -1.5, -0.8 log<sub>10</sub> copies/mL, p<0.001). The day 8 responses in this placebo controlled study were consistent with those seen in VIKING-3, including by baseline integrase resistance categories. At week 48, 12/30 (40%) subjects had HIV-1 RNA <50 copies/mL (ITT-E, Snapshot algorithm).

In a combined analysis of VIKING-3 and VIKING-4 (n=186, VO population), the proportion of subjects with HIV RNA <50 copies/mL at Week 48 was 123/186 (66%). The proportion of subjects with HIV RNA <50 copies/mL was 96/126 (76%) for No Q148 mutations, 22/41 (54%) for Q148+1 and 5/19 (26%) for Q148+ $\geq 2$  secondary mutations.

### ***Antiretroviral Pregnancy Registry***

The APR has received reports of over 600 exposures to *TIVICAY* during pregnancy resulting in live births, as of July 2019. These consist of over 370 exposures during the first trimester, over 230 exposures during the second/third trimester and included 12 and 9 birth defects, respectively. The prevalence (95% CI) of defects among live births exposed to dolutegravir in the first trimester was 3.2% (1.7%, 5.5%) and in the second/third trimester, 3.8% (1.7%, 7.0%).

The available data from the APR shows no significant increase in risk of major birth defects for dolutegravir compared to the background rates in the two population based surveillance systems (Metropolitan Atlanta Congenital Defects Program with defects of 2.72 per 100 live births and the Texas Birth Defects Registry with 4.17 per 100 live births).

### **Children**

In an ongoing Phase I/II 48 week multicentre, open-label study (P1093/ING112578), the pharmacokinetic parameters, safety, tolerability and efficacy of *TIVICAY* were evaluated in combination regimens in HIV-1 infected infants, children and adolescents aged  $\geq 4$  weeks to < 18 years, the majority of whom were treatment-experienced.

The efficacy results (Table 10) include participants who received the recommended doses of either film-coated tablets or dispersible tablets.

**Table 10 Antiviral and Immunological Activity Through Week 24 and Week 48 in Paediatric Patients**

	Week 24 N=58		Week 48 N=24	
	n/N	% (95% CI)	n/N	% (95% CI)
Proportion of participants with HIV RNA <50 c/mL <sup>a, b</sup>	36/58	62.1 (48.4 - 74.5)	16/24	66.7 (44.7 - 84.4)
Proportion of participants with HIV RNA <400 c/mL <sup>b</sup>	50/58	86.2 (74.6 - 93.9)	18/24	75 (53.3 - 90.2)
	<b>Median (n)</b>	<b>(Q1, Q3)</b>	<b>Median (n)</b>	<b>(Q1, Q3)</b>
Change from baseline in CD4+ cell count (cells/mm)	105 (57)	(-93, 338)	149 (23)	(-17, 291)
Change from baseline in CD4+ percent	5.1 (57)	(1, 9.3)	8 (23)	(0, 11)

Q1, Q3= First and third quartiles, respectively.

<sup>a</sup> Results of <200 c/mL from HIV-1 RNA testing using an LLOD of 200 c/mL were censored to >50 c/mL in this analysis

<sup>b</sup> Snapshot algorithm was used in the analyses

## Non-Clinical Information

### Carcinogenesis/mutagenesis

Dolutegravir was not mutagenic or clastogenic using *in vitro* tests in bacteria and cultured mammalian cells, and an *in vivo* rodent micronucleus assay. Dolutegravir was not carcinogenic in long term studies in the mouse and rat.

### Reproductive Toxicology

#### Fertility

Dolutegravir did not affect male or female fertility in rats at doses up to 1000 mg/kg/day, the highest dose tested (33 times the human clinical exposure based on AUC).

#### Pregnancy

Oral administration of dolutegravir to pregnant rats at doses up to 1000 mg/kg daily from days 6 to 17 of gestation did not elicit maternal toxicity, developmental toxicity or teratogenicity (37.9 times the human clinical exposure based on AUC).

Oral administration of dolutegravir to pregnant rabbits at doses up to 1000 mg/kg daily from days 6 to 18 of gestation did not elicit developmental toxicity or teratogenicity (0.56 times the human clinical exposure based on AUC). In rabbits, maternal toxicity (decreased food consumption, scant/no faeces/urine, suppressed body weight gain) was observed at 1000 mg/kg (0.56 times the human clinical exposure based on AUC).

### Animal toxicology and/or pharmacology

The effect of prolonged daily treatment with high doses of dolutegravir has been evaluated in repeat oral dose toxicity studies in rats (up to 26 weeks) and in monkeys (up to 38 weeks). The primary effect of dolutegravir was gastrointestinal intolerance or irritation in rats and monkeys at doses that produce systemic exposures approximately 32 and 1.2 times the human clinical exposure based on AUC, respectively. Because gastrointestinal (GI) intolerance is considered to be due to local drug

administration, mg/kg or mg/m<sup>2</sup> metrics are appropriate determinates of safety cover for this toxicity. GI intolerance in monkeys occurred at 30 times the human mg/kg equivalent dose (based on 50 kg human), and 11 times the human mg/m<sup>2</sup> equivalent dose.

## PHARMACEUTICAL INFORMATION

### List of Excipients

#### *Tablet Core:*

Mannitol (E421)  
Microcrystalline cellulose  
Povidone (K29/32)  
Sodium starch glycolate  
Silicified microcrystalline cellulose  
crospovidone  
Sodium stearyl fumarate  
Purified water  
Calcium sulfate dihydrate  
Sucralose  
Strawberry cream flavour permaseal PHS-132963

#### *Tablet coating:*

Titanium dioxide (E171)  
Hypromellose  
Polyethylene glycol

### Shelf Life

The expiry date is indicated on the packaging.

### Storage

The storage conditions are detailed on the packaging.

Store in the original package in order to protect from moisture. Keep the bottle tightly closed. Do not remove desiccant.

### Nature and Contents of Container

*TIVICAY* dispersible tablets are supplied in HDPE (high density polyethylene) bottles, with polypropylene (PP) child resistant closures. A desiccant is included in the bottle.

A dosing cup and syringe are supplied with the pack.

### Incompatibilities

No incompatibilities have been identified.

### Use and Handling

See the Instructions for Use section for complete instructions with illustrations.

Not all presentations are available in every country.

**Version number: GDS21/IPI05**

**Date of issue: 10 August 2022**

**LABELLING TEXT (PHARMA)****PARTICULARS TO APPEAR ON THE CARTON LABEL****NAME OF THE MEDICINAL PRODUCT**

Tivicay 5 mg dispersible tablets  
dolutegravir

**STATEMENT OF ACTIVE SUBSTANCE(S)**

Each dispersible tablet contains 5 mg dolutegravir (as dolutegravir sodium)

**EXCIPIENTS WARNING(S), IF NECESSARY****PHARMACEUTICAL FORM AND CONTENTS**

60 dispersible tablets

This pack contains a dosing cup and dosing syringe.

**METHOD AND ROUTE(S) OF ADMINISTRATION**

Oral use

Read the package leaflet before use.

**OTHER SPECIAL WARNING(S), IF NECESSARY**

Keep out of the sight and reach of children.

Medicinal product subject to medical prescription.

**PRE-PRINT INFORMATION**

Lot  
Mfg  
Exp

**STORAGE CONDITIONS**

Store up to 30°C.

Store in the original package in order to protect from moisture.

Keep the bottle tightly closed. Do not remove the desiccant.

**MANUFACTURING SITE ADDRESS (PACKAGING SITE ADDRESS IF DIFFERENT)**

Manufactured by:  
Glaxo Operations UK Ltd\*  
(trading as Glaxo Wellcome Operations)  
Priory Street, Ware  
Hertfordshire SG12 0DJ  
United Kingdom.

Packed by:  
Glaxo Wellcome, S.A.\*  
Avda. Extremadura 3  
09400 Aranda de Duero  
Burgos, Spain.

\*Member of GSK group of companies.

**TRADE MARK STATEMENTS**

Trade marks are owned by or licensed to the ViiV Healthcare group of companies.

**COPYRIGHT STATEMENTS**

©[year] ViiV Healthcare group of companies or its licensor.

**LOGO(S)**

ViiV Healthcare

**QR CODE TEXT**



**PARTICULARS TO APPEAR ON THE CONTAINER LABEL****NAME OF THE MEDICINAL PRODUCT**

Tivicay 5 mg dispersible tablets  
dolutegravir

**STATEMENT OF ACTIVE SUBSTANCE(S)**

Each dispersible tablet contains 5 mg dolutegravir (as dolutegravir sodium)

**EXCIPIENTS WARNING(S), IF NECESSARY****PHARMACEUTICAL FORM AND CONTENTS**

60 dispersible tablets

**METHOD AND ROUTE(S) OF ADMINISTRATION**

Oral use

Read the package leaflet before use.

**OTHER SPECIAL WARNING(S), IF NECESSARY**

Keep out of the sight and reach of children.

Medicinal product subject to medical prescription.

**PRE-PRINT INFORMATION**

Lot  
Mfg  
Exp

**STORAGE CONDITIONS**

Store up to 30°C.

Store in the original package in order to protect from moisture.

Keep the bottle tightly closed. Do not remove the desiccant.

**MANUFACTURING SITE ADDRESS (PACKAGING SITE ADDRESS IF DIFFERENT)**

Manufactured by:

Glaxo Operations UK Ltd\*  
Priory Street, Ware  
Hertfordshire SG12 0DJ  
United Kingdom.

Packed by:  
Glaxo Wellcome, S.A.\*  
Avda. Extremadura 3  
09400 Aranda de Duero  
Burgos, Spain.

\*Member of GSK group of companies.

**TRADE MARK STATEMENTS**

Trade marks are owned by or licensed to the ViiV Healthcare group of companies.

**COPYRIGHT STATEMENTS**

©[year] ViiV Healthcare group of companies or its licensor.

**LOGO(S)**

ViiV Healthcare

**QR CODE TEXT**

**DETAILS FOR LEAFLET****MANUFACTURING SITE ADDRESS (PACKAGING SITE ADDRESS IF DIFFERENT)****Manufactured by:**

Glaxo Operations UK Ltd\*  
(trading as Glaxo Wellcome Operations)  
Priory Street, Ware  
Hertfordshire SG12 0DJ  
United Kingdom

**Packed by:**

Glaxo Wellcome, S.A.\*  
Avda. Extremadura, 3  
09400 Aranda de Duero  
Burgos  
Spain

\*Member of GSK group of companies.

**TRADEMARK STATEMENTS**

Trade marks are owned by or licensed to the ViiV Healthcare group of companies

**COPYRIGHT STATEMENTS**

©[year] ViiV Healthcare group of companies or its licensor.

**LOGO(S)**

ViiV Healthcare

**QR CODE TEXT**

## PATIENT INFORMATION LEAFLET

### TIVICAY 5 mg dispersible tablets

#### Dolutegravir

**Read all of this leaflet carefully before you start taking this medicine.**

Keep this leaflet. You may need to read it again. If you have any questions, ask your doctor or pharmacist.

This medicine has been prescribed for you personally. Don't pass it on to other people - it may harm them even if their symptoms seem to be the same as yours.

#### **In this leaflet**

- 1. What TIVICAY is and what it is used for**
- 2. Before you take TIVICAY**
- 3. How to take TIVICAY**
- 4. Possible side effects**
- 5. How to store TIVICAY**
- 6. Further information**
- 7. Step-by-step instructions**

#### **1. What TIVICAY is and what it is used for**

**TIVICAY is used to treat HIV (human immunodeficiency virus) infection in adults and in children aged at least 4 weeks, who weigh at least 3 kg.**

The active ingredient in TIVICAY is dolutegravir. TIVICAY is a type of medicine known as an anti-retroviral. It belongs to a group of medicines called *integrase inhibitors* (INIs).

TIVICAY does not cure HIV infection; it reduces the amount of virus in your body, and keeps it at a low level. TIVICAY also increases the CD4 cell count in your blood. CD4 cells are a type of white blood cells that are important in helping your body to fight infection.

TIVICAY is used, in combination with other anti-retroviral medicines (*combination therapy*), to treat HIV infection in adults and children. To control your HIV infection, and to stop your illness from getting worse, you must keep taking all your medicines, unless your doctor tells you to stop taking any.

## 2. Before you take TIVICAY

### Don't take TIVICAY

- if you (or your child, if they are the patient) are allergic (*hypersensitive*) to **dolutegravir** or to any of the other ingredients of TIVICAY (listed in Section 6).
- if you (or your child) are taking another medicine called **dofetilide** or **pilsicainide** (to treat heart conditions), or **fampridine** (also known as dalfampridine; used in multiple sclerosis).

→ If you think any of these apply to you, **don't take TIVICAY** until you have checked with your doctor.

### Conditions you need to look out for

TIVICAY can cause serious side effects. You must look out for certain symptoms while you (or your child, if they are the patient) are taking TIVICAY, and tell your doctor.

#### Allergic reaction

Contact your doctor promptly if you (or your child) develop a rash. Some people taking TIVICAY have had allergic reactions. See '*Allergic reactions*' in **Section 4**.

#### Symptoms of infection and inflammation

See '*Conditions you need to look out for*' in **Section 4**.

### Other medicines and TIVICAY

**Tell your doctor or pharmacist if you (or your child) are taking any other medicines**, if you've taken any recently, or if you start taking new ones. TIVICAY can also affect how some other medicines work. This includes herbal medicines and other medicines bought without a prescription.

Don't take TIVICAY with these medicines:

- dofetilide or pilsicainide, to treat **heart conditions**
- fampridine (also known as dalfampridine), used in **multiple sclerosis**

Some medicines can affect how TIVICAY works, or make it more likely that you will have side effects.

**Tell your doctor** if you (or your child) are taking any of the medicines *in the following list*:

- metformin, to treat **diabetes**
- medicines called **antacids**, to treat **indigestion** and **heartburn**. **Do not take an antacid** during the 6 hours before you take TIVICAY, or for at least 2 hours after you take it (*see also Section 3*).
- calcium and iron supplements. **Do not take a calcium or iron supplement** during the 6 hours before you take TIVICAY, or for at least 2 hours after you take it. If you take food with your medicine you can take a calcium or iron supplement at the same time as TIVICAY (*see also Section 3*).
- etravirine, efavirenz, fosamprenavir/ritonavir, nevirapine or tipranavir/ritonavir, to treat **HIV infection**
- rifampicin, to treat tuberculosis (TB) and other **bacterial infections**

- phenytoin and phenobarbital, to treat **epilepsy**
  - carbamazepine, to treat **epilepsy** and **bipolar disorder**
  - **St. John's wort**, (*Hypericum perforatum*), a herbal remedy to treat **depression**
- **Tell your doctor or pharmacist** if you (or your child) are taking any of these. Your doctor may decide to adjust your dose or that you need extra check ups.

## Pregnancy and breast-feeding

If you are **pregnant**, or **think you could be**, or if you are **planning to have a baby**, **don't take TIVICAY** without checking with your doctor. **Your doctor** will consider the benefit to you and the risk to your baby of taking TIVICAY while you're pregnant.

If you **could get pregnant** while receiving TIVICAY, you need to use a reliable method of **contraception**, to prevent pregnancy.

Taking TIVICAY at the time of becoming pregnant, or during the first twelve weeks of pregnancy, may increase the risk of a type of birth defect, called neural tube defect, such as spina bifida (malformed spinal cord).

**Where possible, women who are HIV-positive should not breast feed**, because HIV infection can be passed on to the baby in breast milk.

A small amount of the ingredients in TIVICAY can also pass into your breast milk.

- **Talk to your doctor immediately**, if you're breast-feeding, or thinking about breast-feeding.

## Driving and using machines

**TIVICAY can make you dizzy** and have other side effects that make you less alert.

- **Don't drive or use machines** unless you are sure you're not affected.

## While you're taking TIVICAY

### You will need regular blood tests

For as long as you (or your child) are taking TIVICAY, your doctor will arrange regular blood tests to check for side effects. There is more information about these side effects in **Section 4** of this leaflet.

### Stay in regular contact with your doctor

TIVICAY helps to control your condition, but it is not a cure for HIV infection. You (or your child) need to keep taking it every day to stop your illness from getting worse. Because TIVICAY does not cure HIV infection, you (or your child) may still develop other infections and illnesses linked to HIV infection.

- **Keep in touch with your doctor, and don't stop taking TIVICAY** without your doctor's advice.

### 3. How to take TIVICAY

#### How much to take

**Always take TIVICAY exactly as your doctor has told you to.** Check with your doctor or pharmacist if you're not sure.

#### Adults

- **The usual dose** of TIVICAY is 30 mg (taken as 6 dispersible tablets), **once a day; or**
- **For HIV infection that is resistant** to other medicines similar to TIVICAY, the usual dose of TIVICAY is 30 mg (taken as 6 dispersible tablets), **twice a day.**
- Your doctor will decide on the correct dose of TIVICAY for you.

#### Children

- Your doctor will decide on the correct dose of TIVICAY for your child, depending on the weight and age of the child.

#### How to take

TIVICAY can be taken with or without food.

The dispersible tablets may be swallowed whole with drinking water or dispersed in drinking water. When swallowed whole, children should not swallow more than one dispersible tablet at a time to reduce the risk of choking. When dispersed, the amount of water will depend on the number of tablets prescribed. The tablet(s) should be fully dispersed before swallowing (*see Instructions for Use*). Do not chew, cut or crush the tablets.

Children should keep scheduled doctor's visits because their TIVICAY dosage should be adjusted as they get older or gain weight.

TIVICAY is also available as film-coated tablets. Film-coated tablets and dispersible tablets are not the same. **Therefore, you should not switch between film-coated tablets and dispersible tablets without first talking to your doctor.**

#### Antacid medicines

Antacids, to treat **indigestion** and **heartburn**, can stop TIVICAY being absorbed into your body and make it less effective.

**Do not take an antacid** during the 6 hours before you take TIVICAY, or for at least 2 hours after you take it. Other acid-lowering medicines like ranitidine and omeprazole can be taken at the same time as TIVICAY. Talk to your doctor for further advice on taking acid-lowering medicines with TIVICAY.

#### Calcium or iron supplements

Calcium or iron supplements can stop TIVICAY being absorbed into your body and make it less effective.

**Do not take a calcium or iron supplement** during the 6 hours before you take TIVICAY, or for at least 2 hours after you take it. If you take food with TIVICAY, then you can take calcium and iron supplements at the same time as TIVICAY.

### **If you forget to take TIVICAY**

If you (or your child) miss a dose, take it as soon as you remember. But if your next dose is due within 4 hours, skip the dose you missed and take the next one at the usual time. Then continue your treatment as before.

**Don't take a double dose** to make up for a missed dose.

### **If you take too much TIVICAY**

If you (or your child) take too many tablets of TIVICAY, **contact your doctor or pharmacist for advice**. If possible, show them the TIVICAY pack.

### **Don't stop TIVICAY without advice**

Take TIVICAY for as long as your doctor recommends. Don't stop unless your doctor advises you to.

## **4. Possible side effects**

When you're being treated for HIV, it can be hard to tell whether a symptom is a side effect of TIVICAY or other medicines you are taking, or an effect of the HIV disease itself. **So it is very important to talk to your doctor about any changes in your health.**

Some side effects may only be seen in your blood tests, and may not appear immediately after you (or your child) start taking TIVICAY. If you (or your child) get any of these effects, and if they are severe, your doctor may advise you (or your child) to stop taking TIVICAY.

**As well as the effects listed below for TIVICAY**, other conditions can develop during combination therapy for HIV.

- **It is important to read the information** in '*Conditions you need to look out for*', later in this section.

### **Allergic reactions**

These are uncommon in people taking TIVICAY. Signs include:

- skin rash
  - a high temperature (*fever*)
  - lack of energy (*fatigue*)
  - swelling, sometimes of the face or mouth (*angioedema*), causing difficulty in breathing
  - muscle or joint aches.
- **See a doctor as soon as possible.** Your doctor may decide to carry out tests on your liver, kidneys or blood, and may tell you to stop taking TIVICAY.

### **Very common side effects**

These may affect **more than 1 in 10** people:



- headache
- diarrhoea
- feeling sick (*nausea*).

## Common side effects

These may affect **up to 1 in 10** people:

- rash
- itching (*pruritus*)
- being sick (*vomiting*)
- stomach pain (*abdominal pain*)
- stomach (*abdominal*) discomfort
- difficulty in sleeping (*insomnia*)
- dizziness
- abnormal dreams
- depression (feelings of deep sadness and unworthiness)
- anxiety
- lack of energy (*fatigue*)
- wind (*flatulence*)
- weight gain.

## Uncommon side effects

These may affect **up to 1 in 100** people:

- inflammation of the liver (*hepatitis*)
- suicidal thoughts\*
- suicide attempt\*
- joint pain
- muscle pain.

\* mainly in patients who have had depression or mental health problems before

## Rare side effects

These may affect **up to 1 in 1000** people

- liver failure (signs may include yellowing of the skin and the whites of the eyes or unusually dark urine)

## Other side effects that may show up in blood tests

Other side effects have occurred in some people but their exact frequency is unknown:

- increase in *bilirubin* (a substance produced by the liver) in the blood
- an increase in the level of enzymes produced in the muscles (*creatine phosphokinase*)
- an increase in a kidney function blood test result (*creatinine*)

- **Tell your doctor or pharmacist** if any of the side effects listed becomes **severe or troublesome**, or if you (or your child) notice any side effects not listed in this leaflet.

## Conditions you need to look out for

Some other conditions may develop during HIV treatment.

### Symptoms of infection and inflammation

People with advanced HIV infection (AIDS) have weak immune systems, and are more likely to develop serious infections (*opportunistic infections*). When they start treatment, the immune system becomes stronger, so the body starts to fight infections.

Symptoms of infection and inflammation may develop, caused by either:

- old, hidden infections flaring up again as the body fights them
- the immune system attacking healthy body tissue (*autoimmune disorders*)

The symptoms of autoimmune disorders may develop many months after you start taking medicine to treat your HIV infection.

Symptoms may include:

- **muscle weakness** and/or **muscle pain**
- **joint pain** or **swelling**
- **weakness** beginning in the hands and feet and moving up towards the trunk of the body
- **palpitations** or **tremor**
- **hyperactivity** (excessive restlessness and movement).

**If you (or your child) get any symptoms of infection** or if you notice any of the symptoms above:

- **Tell your doctor immediately.** Don't take other medicines for the infection without your doctor's advice.

## 5. How to store TIVICAY

Keep out of the sight and reach of children.

Do not take TIVICAY after the expiry date shown on the pack.

The storage conditions are detailed on the packaging. Store in the original package in order to protect from moisture. Keep the bottle tightly closed. Do not remove the desiccant.

Don't throw away any medicines in wastewater or household waste. Ask your pharmacist how to throw away medicines no longer required. This will help to protect the environment.

## 6. Further information

### What TIVICAY contains

The active substance is dolutegravir (as dolutegravir sodium). Each tablet contains 5 mg, dolutegravir (as dolutegravir sodium).

The other ingredients are:

*Tablet Core:* Mannitol (E421), Microcrystalline cellulose, Povidone (K29/32), Sodium starch glycolate, Silicified microcrystalline cellulose, crospovidone, Sodium stearyl fumarate, Purified water, Calcium sulfate dihydrate, Sucralose, Strawberry cream flavour permaseal PHS-132963.

*Tablet coating:* Titanium dioxide (E171), Hypromellose, Polyethylene glycol.

### **What TIVICAY looks like and contents of the pack**

TIVICAY dispersible tablets are supplied in HDPE (high density polyethylene) bottles, with polypropylene (PP) child resistant closures. A desiccant is included in the bottle.

A dosing cup and syringe are supplied with the pack.

## 7. Step-by-step instructions

Read this Instructions for use before giving a dose of medicine.

Follow the steps, using clean drinking water to prepare and give a dose to an infant or a child who cannot swallow the tablets.

### Important information

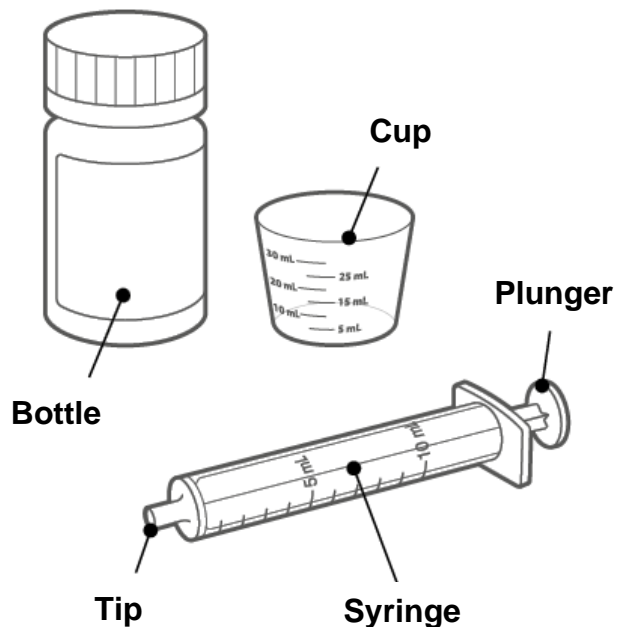
Always give this medicine exactly as your healthcare provider tells you. Talk to your healthcare provider if you are not sure.

**Do not** chew, cut, or crush the tablets.

If you forget to give a dose of medicine, give it as soon as you remember. But if your next dose is due within 4 hours, skip the dose you missed and take the next one at the usual time. Then continue your treatment as before. Do not give 2 doses at the same time or give more than your healthcare provider has prescribed.

If you give too much medicine, get emergency medical help right away.

If your child is able and prefers to swallow the tablets then you may skip the following steps.



### Your pack contains:

- A bottle containing 60 tablets.
- Dosing kit:
  - **Cup:** use this to prepare and give the medicine to **children**.
  - **Syringe:** use this to give the medicine to **infants**.

### You will also need:

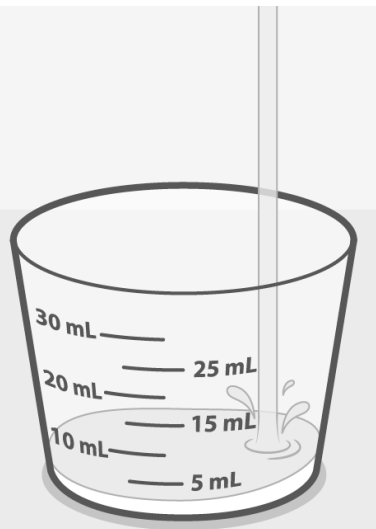
- Clean drinking water.

## Getting ready

1

### 1. Pour water

Water Volume Guide						
Number of tablets	1	2	3	4	5	6
Volume of water	5 mL			10 mL		

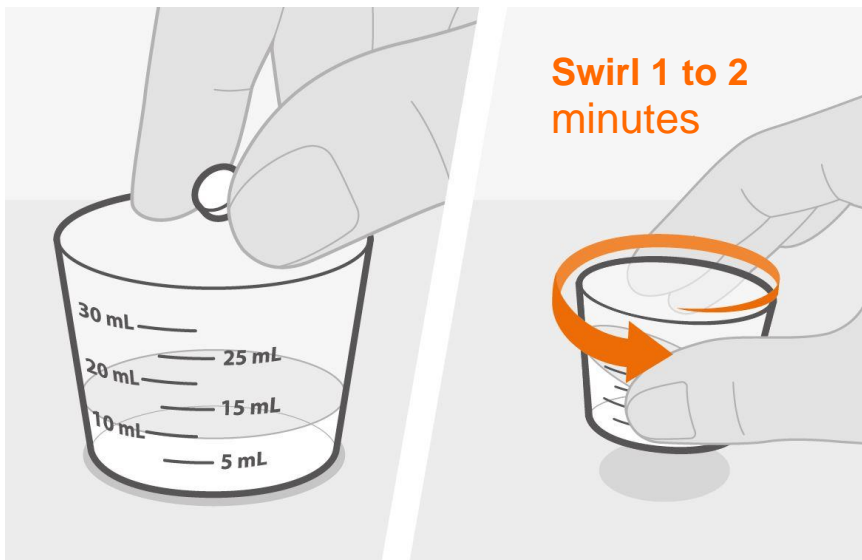


- Pour clean drinking water into the cup.  
The Water Volume Guide above shows the amount of water needed for the prescribed dose.

**Use drinking water only.**

**Do not** use any other drink or food to prepare the dose.

### 2. Prepare the medicine



- Add the prescribed number of tablet(s) to the water.
- Swirl the cup gently for 1 to 2 minutes to disperse the tablet(s). The medicine will become cloudy. Take care not to spill any of the medicine.
- Check that the medicine is ready. If there are any lumps of tablet swirl the cup until they are gone.

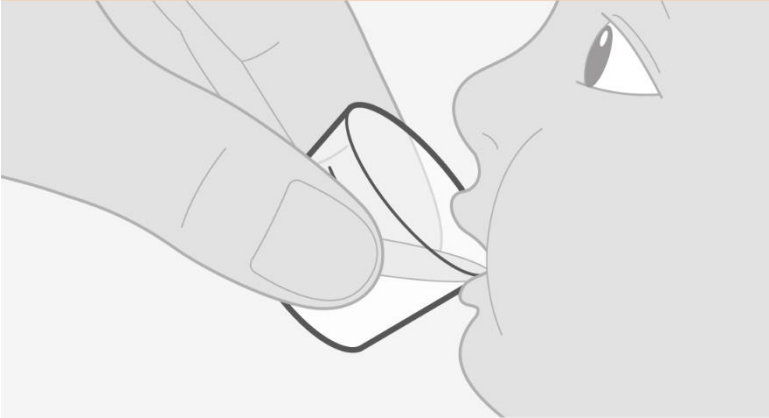
If you spill any medicine, clean up the spill.  
Throw away the rest of the prepared medicine and make a new dose.

**You must give the dose of medicine within 30 minutes of preparing the dose.** If it has been more than 30 minutes wash the dose away and prepare a new dose of medicine.

## Giving the medicine

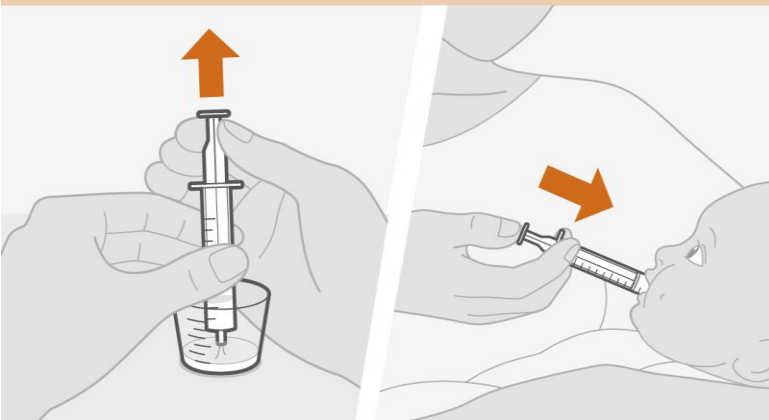
### 3. Give the medicine

## Give the medicine to a Child



- Make sure that the child is upright. Give all the prepared medicine to the child.
- Add another 5 mL of drinking water to the cup, swirl and give it all to the child.
- Repeat if any medicine remains to make sure the child gets the full dose.

## Give the medicine to an Infant



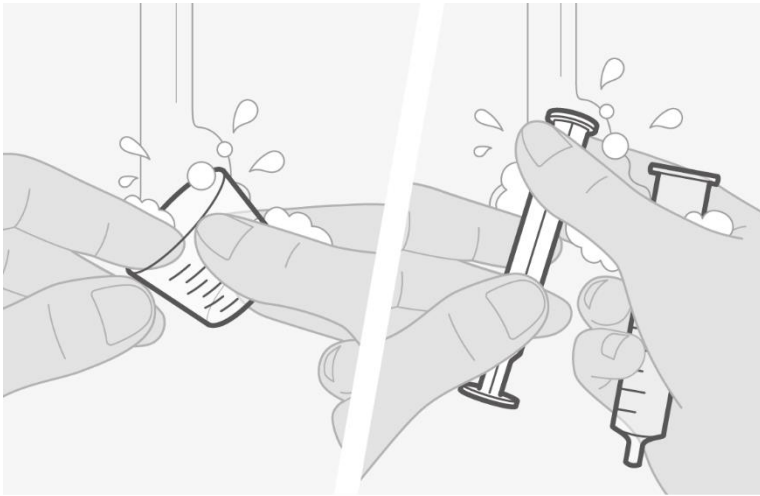
- Place the tip of the syringe into the prepared medicine and draw up all the medicine into the syringe by pulling up on the plunger.
- Place the tip of the syringe against the inside of the infant's cheek. Gently push down the plunger to give the dose slowly.
- Add another 5 mL of drinking water to the cup and swirl. Draw up the remaining medicine into the syringe and give it all to the infant.
- Repeat if any medicine remains to make sure the infant gets the full dose.

Allow time for the medicine to be swallowed.

## Cleaning



## 4. Clean the dosing items



- Wash the cup with water.
- Pull the plunger out of the syringe and wash the syringe parts separately in water. Allow parts to dry completely before reassembling and storing.
- All used parts will need to be clean before preparing the next dose.

## Storage information

Keep the tablets in the bottle. Keep the bottle tightly closed.

The bottle contains a desiccant canister which helps to keep the tablets dry. **Do not** eat the desiccant. **Do not** remove the desiccant.

**Keep all medicines out of reach of children.**

## Disposal information

When all the tablets in the bottle have been taken or are no longer needed, throw away the bottle, cup and syringe. Dispose of them using your local household waste guidelines.

You will get a new cup and syringe in your next pack.