

SUMMARY OF PRODUCT CHARACTERISTICS

1. NAME OF THE MEDICINAL PRODUCT

AVAMYS™ NASAL SPRAY, Fluticasone furoate

2. QUALITATIVE AND QUANTITATIVE COMPOSITION

Each spray actuation delivers 27.5 micrograms of fluticasone furoate. For the full list of excipients, see section 6.1.

3. PHARMACEUTICAL FORM

Nasal spray, suspension.

White suspension.

4. CLINICAL PARTICULARS

4.1 Therapeutic indications

Avamys is indicated in adults, adolescents and children (6 years and over) Avamys is indicated for the treatment of the symptoms of allergic rhinitis.

4.2 Dosage and administration

Dosage

Adults and adolescents (12 years and over)

The recommended starting dose is two spray actuations (27.5 micrograms of fluticasone furoate per spray actuation) in each nostril once daily (total daily dose, 110 micrograms).

Once adequate control of symptoms is achieved, dose reduction to one spray actuation in each nostril (total daily dose 55 micrograms) may be effective for maintenance.

The dose should be titrated to the lowest dose at which effective control of symptoms is maintained.

Children (6 to 11 years of age)

The recommended starting dose is one spray actuation (27.5 micrograms of fluticasone furoate per spray actuation) in each nostril once daily (total daily dose, 55 micrograms).

Patients not adequately responding to one spray actuation in each nostril once daily (total daily dose, 55 micrograms) may use two spray actuations in each nostril once daily (total daily dose, 110 micrograms). Once adequate control of symptoms is achieved, dose reduction to one spray actuation in each nostril once daily (total daily dose, 55 micrograms) is recommended.

For full therapeutic benefit regular, scheduled usage is recommended. Onset of action has been observed as early as 8 hours after initial administration. However, it may take several days of treatment to achieve maximum benefit, and the patient should be informed that their symptoms will improve with continuous regular use (see section 5.1). The duration of treatment should be

restricted to the period that corresponds to allergenic exposure.

Children under 6 years of age

The safety and efficacy of Avamys in children under the age of 6 years has not been established. Currently available data are described in section 5.1 and 5.2 but no recommendation on a posology can be made.

Elderly Patients

No dose adjustment is required in this population (see section 5.2).

Renal Impairment

No dose adjustment is required in this population (see section 5.2).

Hepatic Impairment

No dose adjustment is required in patients with hepatic impairment (see section 5.2).

Method of administration

Avamys nasal spray is for administration by the intranasal route only.

The intranasal device should be shaken before use. The device is primed by pressing the mist release button for at least six spray actuations (until a fine mist is seen), whilst holding the device upright. Re-priming (approximately 6 sprays until a fine mist is seen) is only necessary if the cap is left off for 5 days or the intranasal device has not been used for 30 days or more.

The device should be cleaned after each use and the cap replaced.

4.3 Contraindications

Hypersensitivity to the active substance or to any of the excipients listed in section 6.1.

4.4 Warnings and precautions

Systemic corticosteroid effects

Systemic effects of nasal corticosteroid may occur, particularly at high doses prescribed for prolonged periods. These effects are much less likely to occur than with oral corticosteroids and may vary in individual patients and between different corticosteroid preparations. Potential systemic effects may include Cushing's syndrome, Cushingoid features, adrenal suppression, growth retardation in children and adolescents, cataract, glaucoma and more rarely, a range of psychological or behavioural effects including psychomotor hyperactivity, sleep disorders, anxiety, depression or aggression (particularly in children).

Treatment with higher than recommended doses of nasal corticosteroids may result in clinically significant adrenal suppression. If there is evidence for higher than recommended doses being used, then additional systemic corticosteroid cover should be considered during periods of stress or elective surgery.

Fluticasone furoate 110 micrograms once daily was not associated with hypothalamic-pituitary-adrenal (HPA) axis suppression in adult, adolescent or paediatric subjects. However the dose of intranasal fluticasone furoate should be reduced to the lowest dose at which effective control of the symptoms of rhinitis is maintained. As with all intranasal corticosteroids, the total systemic burden of corticosteroids should be considered whenever other forms of corticosteroid treatment are prescribed concurrently.

If there is any reason to believe that adrenal function is impaired, care must be taken when transferring patients from systemic steroid treatment to fluticasone furoate.

Visual disturbance

Visual disturbance may be reported with systemic and topical corticosteroid use. If a patient presents with symptoms such as blurred vision or other visual disturbances, the patient should be considered for referral to an ophthalmologist for evaluation of possible causes which may include cataract, glaucoma or rare diseases such as central serous chorioretinopathy (CSCR) which have been reported after use of systemic and topical corticosteroids.

Growth retardation

Growth retardation has been reported in children receiving nasal corticosteroids at licensed doses. A reduction in growth velocity has been observed in children treated with fluticasone furoate 110 micrograms daily for one year (see section 4.8 and section 5.1). Therefore, children should be maintained on the lowest possible efficacious dose which delivers adequate symptom control (see section 4.2). It is recommended that the growth of children receiving prolonged treatment with nasal corticosteroids is regularly monitored. If growth is slowed, therapy should be reviewed with the aim of reducing the dose of nasal corticosteroid if possible, to the lowest dose at which effective control of symptoms is maintained. In addition, consideration should be given to referring the patient to a paediatric specialist (see section 5.1).

Patients on ritonavir

Concomitant administration with ritonavir is not recommended because of the risk of increased systemic exposure of fluticasone furoate (see section 4.5).

Avamys contains benzalkonium chloride

In some patients benzalkonium chloride can cause irritation in the inside of the nose. Tell your doctor or pharmacist if you feel discomfort when using the spray.

4.5 Interactions

Interaction with CYP3A inhibitors

Fluticasone furoate is rapidly cleared by extensive first pass metabolism mediated by the cytochrome P450 3A4.

Based on data with another glucocorticoid (fluticasone propionate), that is metabolised by CYP3A4, coadministration with ritonavir is not recommended because of the risk of increased systemic exposure of fluticasone furoate.

Caution is recommended when co-administering fluticasone furoate with potent CYP3A inhibitors including cobicistat-containing products as an increase in the risk of systemic side effects is expected. Co-administration should be avoided unless the benefit outweighs the increased risk of systemic corticosteroid side effects, in which case patients should be monitored for systemic corticosteroid side effects. In a drug interaction study of intranasal fluticasone furoate with the potent CYP3A4 inhibitor ketoconazole there were more subjects with measurable fluticasone furoate concentrations in the ketoconazole group (6 of the 20 subjects) compared to placebo (1 out of 20 subjects). This small increase in exposure did not result in a statistically significant difference in 24 hour serum cortisol levels between the two groups.

The enzyme induction and inhibition data suggest that there is no theoretical basis for anticipating metabolic interactions between fluticasone furoate and the cytochrome P450 mediated metabolism of other compounds at clinically relevant intranasal doses. Therefore, no clinical studies have been conducted to investigate interactions of fluticasone furoate on other drugs.

4.6 Pregnancy and lactation

Pregnancy

There are no adequate data from the use of fluticasone furoate in pregnant women. In animal studies glucocorticoids have been shown to induce malformations including cleft palate and intra-uterine growth retardation. This is not likely to be relevant for humans given recommended nasal doses which results in minimal systemic exposure (see section 5.2). Fluticasone furoate should be used in pregnancy only if the benefits to the mother outweigh the potential risks to the foetus or child.

Breast-feeding

It is unknown whether nasal administered fluticasone furoate is excreted in human breast milk. Administration of fluticasone furoate to women who are breast-feeding should only be considered if the expected benefit to the mother is greater than any possible risk to the child.

Fertility

There are no fertility data in humans.

4.7 Effects on ability to drive and use machines

Avamys has no or negligible influence on the ability to drive and use machines.

4.8 Adverse reactions

Summary of the safety profile

The most commonly reported adverse reactions during treatment with fluticasone furoate are epistaxis, nasal ulceration and headache. The most serious undesirable effects are rare reports of hypersensitivity reactions, including anaphylaxis (less than 1 case per 1000 patients).

Tabulated list of adverse reactions

There were over 2700 patients treated with fluticasone furoate in safety and efficacy studies for seasonal and perennial allergic rhinitis. Paediatric exposure to fluticasone furoate in safety and efficacy studies in seasonal and perennial allergic rhinitis included 243 patients 12 to <18 years, 790 patients 6 to <12 years and 241 patients 2 to <6 years.

Data from large clinical trials were used to determine the frequency of adverse reactions. The following convention has been used for the classification of frequencies: Very common $\geq 1/10$; Common $\geq 1/100$ to $< 1/10$; Uncommon $\geq 1/1000$ to $< 1/100$; Rare $\geq 1/10,000$ to $< 1/1000$; Very rare $< 1/10,000$.

<i>Immune system disorders</i>	
Rare	Hypersensitivity reactions including anaphylaxis, angioedema, rash, and urticaria.
<i>Nervous system disorders</i>	
Common	Headache.
<i>Eye disorders</i>	
Not known	Transient ocular changes (see Clinical experience), vision blurred (see also section 4.4)
<i>Respiratory, thoracic and mediastinal disorders</i>	
Very common	*Epistaxis
Common	Nasal ulceration
Uncommon	Rhinalgia, nasal discomfort (including nasal burning, nasal irritation, and nasal soreness), nasal dryness.
Very rare	Nasal septum perforation
<i>Musculoskeletal and connective tissue disorders (Children)</i>	
Not known	**Growth retardation (see Clinical experience).

Description of selected adverse reactions

Epistaxis

*Epistaxis was generally mild to moderate in intensity. In adults and adolescents, the incidence of epistaxis was higher in longer-term use (more than 6 weeks) than in short-term use (up to 6 weeks).

Systemic effects

Systemic effects of nasal corticosteroids may occur, particularly when prescribed at high doses for prolonged periods (see section 4.4). Growth retardation has been reported in children receiving nasal corticosteroids.

Paediatric population

The safety in children under 6 years has not been well established. Frequency, type and severity of adverse reactions observed in the paediatric population are similar to those in the adult population.

Epistaxis

*In paediatric clinical studies of up to 12 weeks duration the incidence of epistaxis was similar between patients receiving fluticasone furoate and patients receiving placebo.

Growth retardation

**In a one-year clinical study assessing growth in pre-pubescent children receiving 110 micrograms of fluticasone furoate once daily, an average treatment difference of -0.27 cm per year in growth velocity was observed compared to placebo (see Clinical efficacy and safety).

Reporting of suspected adverse reactions

Reporting suspected adverse reactions after authorisation of the medicinal product is important. It allows continued monitoring of the benefit/risk balance of the medicinal product.

4.9 Overdose

In a bioavailability study, intranasal doses of up to 2640 micrograms per day were administered over three days with no adverse systemic reactions observed (see section 5.2).

Acute overdose is unlikely to require any therapy other than observation.

5. PHARMACOLOGICAL PROPERTIES

5.1 Pharmacodynamic properties

Mechanism of action:

Pharmacotherapeutic group: Nasal preparations, corticosteroids. ATC code: R01AD12

Fluticasone furoate is a synthetic trifluorinated corticosteroid that possesses a very high affinity for the glucocorticoid receptor and has a potent anti-inflammatory action.

Clinical efficacy and safety:

Seasonal Allergic Rhinitis in adults and adolescents

Compared with placebo, fluticasone furoate nasal spray 110 micrograms once daily significantly improved nasal symptoms (comprising rhinorrhoea, nasal congestion, sneezing and nasal itching) and ocular symptoms (comprising itching/burning, tearing/watering and redness of the eyes) in all 4 studies. Efficacy was maintained over the full 24-hours dosing period with once daily administration.

Onset of therapeutic benefit was observed as early as 8 hours after initial administration, with further improvement observed for several days afterwards.

Fluticasone furoate nasal spray significantly improved the patients' perception of overall response to therapy, and the patients' disease-related quality of life (Rhinoconjunctivitis Quality of Life Questionnaire – RQLQ), in all 4 studies.

Perennial Allergic Rhinitis in adults and adolescents:

Fluticasone furoate nasal spray 110 micrograms once daily significantly improved nasal symptoms as well as patients' perception of overall response to therapy compared to placebo in three studies.

Fluticasone furoate nasal spray 110 micrograms once daily significantly improved ocular symptoms as well as improving patients' disease-related quality of life (RQLQ) compared to placebo in one study. Efficacy was maintained over the full 24-hour dosing period with once daily administration.

In a two-year study designed to assess the ocular safety of fluticasone furoate (110 micrograms once daily intranasal spray), adults and adolescents with perennial allergic rhinitis received either fluticasone furoate (n=367) or placebo (n=181). The primary outcomes [time to increase in posterior subcapsular opacity (≥ 0.3 from baseline in Lens Opacities Classification System, Version III (LOCS III grade)) and time to increase in intraocular pressure (IOP; ≥ 7 mmHg from baseline)] were not statistically significant between the two groups. Increases in posterior subcapsular opacity (≥ 0.3 from baseline) were more frequent in subjects treated with fluticasone furoate 110 micrograms [14 (4%)] versus placebo [4 (2%)] and were transient in nature for ten subjects in the fluticasone furoate group and two subjects in the placebo group. Increases in IOP (≥ 7 mmHg from baseline) were more frequent in subjects treated with fluticasone furoate 110 micrograms: 7 (2%) for fluticasone furoate 110 micrograms once daily and 1 (<1%) for placebo. These events were transient in nature for six subjects in the fluticasone furoate group and one placebo subject. At weeks 52 and 104, 95% of subjects in both treatment groups had posterior subcapsular opacity values within ± 0.1 of baseline values for each eye and, at week 104, $\leq 1\%$ of subjects in both treatment groups had ≥ 0.3 increase from baseline in posterior subcapsular opacity. At weeks 52 and 104, the majority of subjects (>95%) had IOP values of within ± 5 mmHg of the baseline value. Increases in posterior subcapsular opacity or IOP were not accompanied by any adverse events of cataracts or glaucoma.

Paediatric population:

Seasonal and perennial allergic rhinitis in children:

The paediatric posology is based on assessment of the efficacy data across the allergic rhinitis population in children.

In seasonal allergic rhinitis, fluticasone furoate nasal spray 110 micrograms once daily was effective but no significant differences were observed between fluticasone furoate nasal spray 55 micrograms once daily and placebo on any endpoint.

In perennial allergic rhinitis, fluticasone furoate nasal spray 55 micrograms once daily exhibited a more consistent efficacy profile than fluticasone furoate nasal spray 110 micrograms once daily over 4 weeks' treatment. Post-hoc analysis over 6 and 12 weeks in the same study, as well as 6-week HPA axis safety study, supported the efficacy of fluticasone furoate nasal spray 110 micrograms once daily.

A 6-week study that assessed the effect of fluticasone furoate nasal spray 110 micrograms once daily on adrenal function in children aged 2 to 11 years showed that there was no significant effect on 24-hour serum cortisol profiles, compared with placebo.

A randomised, double-blind, parallel-group, multicenter, one-year placebo-controlled clinical growth study evaluated the effect of fluticasone furoate nasal spray 110 micrograms daily on growth velocity in 474 prepubescent children (5 to 7.5 years of age for girls and 5 to 8.5 years of age for boys) with stadiometry. Mean growth velocity over the 52-week treatment period was lower in the patients receiving fluticasone furoate (5.19 cm/year) compared to placebo (5.46 cm/year). The mean treatment difference was -0.27 cm per year [95% CI -0.48 to -0.06].

Seasonal and perennial allergic rhinitis in children (under 6 years):

Safety and efficacy studies were performed in a total of 271 patients from 2 to 5 years of age in both seasonal and perennial allergic rhinitis, of whom 176 were exposed to fluticasone furoate. Safety and efficacy in this group has not been well established.

5.2 Pharmacokinetics

Absorption

Fluticasone furoate undergoes incomplete absorption and extensive first-pass metabolism in the liver and gut resulting in negligible systemic exposure. The intranasal dosing of 110 micrograms once daily does not typically result in measurable plasma concentrations (<10 pg/ml). The absolute bioavailability for intranasal fluticasone furoate is 0.50 %, such that less than 1 microgram of fluticasone furoate would be systemically available after administration of 110 micrograms (see section 4.9).

Distribution

The plasma protein binding of fluticasone furoate is greater than 99 %. Fluticasone furoate is widely distributed with volume of distribution at steady-state of, on average, 608 l.

Biotransformation

Fluticasone furoate is rapidly cleared (total plasma clearance of 58.7 l/h) from systemic circulation principally by hepatic metabolism to an inactive 17 β -carboxylic metabolite (GW694301X), by the cytochrome P450 enzyme CYP3A4. The principal route of metabolism was hydrolysis of the S- fluoromethyl carbothioate function to form the 17 β -carboxylic acid metabolite. In vivo studies have revealed no evidence of cleavage of the furoate moiety to form fluticasone.

Elimination

Elimination was primarily via the faecal route following oral and intravenous administration indicative of excretion of fluticasone furoate and its metabolites via the bile. Following intravenous administration, the elimination phase half-life averaged 15.1 hours. Urinary excretion accounted for approximately 1 % and 2 % of the orally and intravenously administered dose, respectively.

Paediatric population

In the majority of patients fluticasone furoate is not quantifiable (< 10 pg/ml) following intranasal dosing of 110 micrograms once daily. Quantifiable levels were observed in 15.1 % of paediatric patients following intranasal dosing of 110 micrograms once daily and only 6.8 % of paediatric patients following 55 micrograms once daily. There was no evidence for higher quantifiable levels of fluticasone furoate in younger children (less than 6 years of age). Median fluticasone furoate concentrations in those subjects with quantifiable levels at 55 micrograms were 18.4 pg/ml and 18.9 pg/ml for 2-5 yrs and 6-11 yrs, respectively.

At 110 micrograms, median concentrations in those subjects with quantifiable levels were 14.3 pg/ml and 14.4 pg/ml for 2-5 yrs and 6-11 yrs, respectively. The values are similar to those seen in adults (12+) where median concentrations in those subjects with quantifiable levels were 15.4 pg/ml and 21.8 pg/ml at 55 micrograms and 110 micrograms, respectively.

Elderly

Only a small number of elderly patients (\geq 65 years, n=23/872; 2.6 %) provided pharmacokinetic data. There was no evidence for a higher incidence of patients with quantifiable fluticasone furoate concentrations in the elderly, when compared with the younger patients.

Renal impairment

Fluticasone furoate is not detectable in urine from healthy volunteers after intranasal dosing. Less than 1 % of dose-related material is excreted in urine and therefore renal impairment would not be expected to affect the pharmacokinetics of fluticasone furoate.

Hepatic impairment

There are no data with intranasal fluticasone furoate in patients with hepatic impairment. Data are available following inhaled administration of fluticasone furoate (as fluticasone furoate or fluticasone furoate/vilanterol) to subjects with hepatic impairment that are also applicable for intranasal dosing. A study of a single 400 microgram dose of orally inhaled fluticasone furoate in patients with moderate hepatic impairment (Child-Pugh B) resulted in increased C_{max} (42 %) and AUC(0- ∞) (172 %) and a modest (on average 23 %) decrease in cortisol levels in patients compared to healthy subjects. Following repeat dosing of orally inhaled fluticasone furoate/vilanterol for 7 days, there was an increase in fluticasone furoate systemic exposure (on average two-fold as measured by AUC₍₀₋₂₄₎) in subjects with moderate or severe hepatic impairment (Child-Pugh B or C) compared with healthy subjects. The increase in fluticasone furoate systemic exposure in subjects with moderate hepatic impairment (fluticasone furoate/vilanterol 200/25 micrograms) was associated with an average 34% reduction in serum cortisol compared with healthy subjects. There was no effect on serum cortisol in subjects with

severe hepatic impairment (fluticasone furoate/vilanterol 100/12.5 micrograms). Based on these findings the average predicted exposure of 110 micrograms of intranasal fluticasone furoate in this patient population would not be expected to result in suppression of cortisol.

5.3 Preclinical safety data

Findings in general toxicology studies were similar to those observed with other glucocorticoids and are associated with exaggerated pharmacological activity. These findings are not likely to be relevant for humans given recommended nasal doses which results in minimal systemic exposure. No genotoxic effects of fluticasone furoate have been observed in conventional genotoxicity tests. Further, there were no treatment-related increases in the incidence of tumours in two year inhalation studies in rats and mice.

6. PHARMACEUTICAL PARTICULARS

6.1 List of excipients

Glucose anhydrous
Dispersible cellulose
Polysorbate 80
Benzalkonium chloride
Disodium edetate
Purified water

6.2 Incompatibilities

Not applicable.

6.3 Shelf life

3 years
In-use shelf life: 2 months

6.4 Special precautions for storage

Do not refrigerate or freeze. Store upright.
Always keep the cap on.

6.5 Nature and contents of container

AVAMYS Nasal Spray is a drug suspension contained within a glass bottle fitted with a metering spray pump, which is encased in an off-white plastic device with a blue side- actuated lever and lid.

The fill weight of the products are sufficient to deliver a minimum of 30 (sample pack), 60 or 120 sprays after priming.

Not all presentations are available in every country.

6.6 Instructions for Use/Handling

Patients should be instructed that the device must be primed before first use and re-primed if the cap is left off or the device does not seem to be working. In order to prime the device, the nasal spray needs to be shaken vigorously for about 10 seconds with the cap on. This is important as AVAMYS Nasal Spray is a thick suspension that becomes liquid when vigorously shaken. It will only spray when it becomes liquid. The patient must then press the button firmly all the way in, approximately 6 times until a fine mist is seen (to ensure a full dose is delivered). Once primed, the

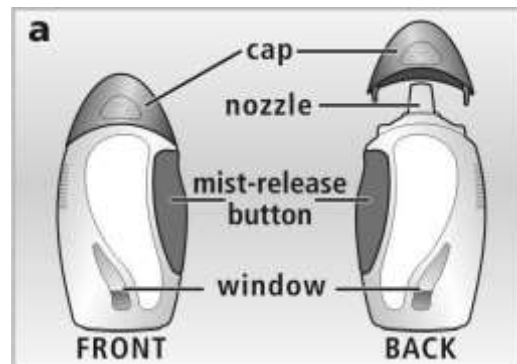
patient must shake the nasal spray vigorously each time before use. The cap must be replaced after use to keep the nozzle clean and to prevent the need for re-priming.

This section includes the following information:

- ❖ **The nasal spray**
- ❖ **6 important things you need to know about AVAMYS Nasal Spray**
- ❖ **Preparing the nasal spray**
- ❖ **Using the nasal spray**
- ❖ **Cleaning the nasal spray**

The nasal spray

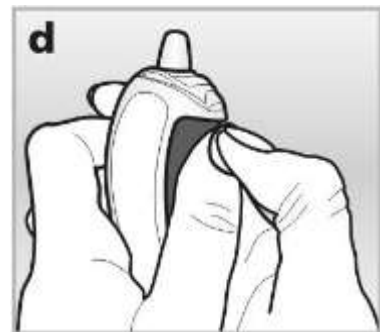
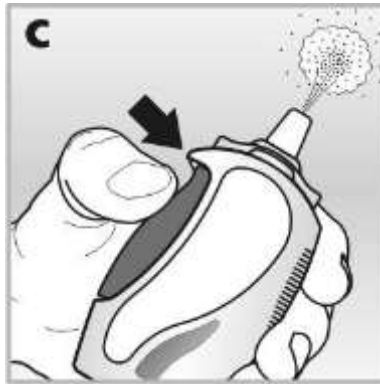
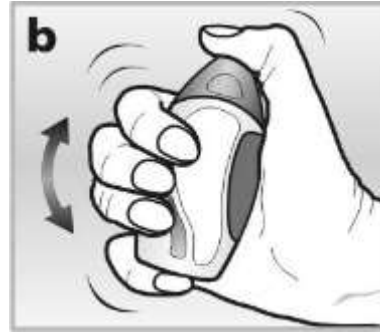
- Your medicine comes in a brown glass bottle inside a plastic casing. It will contain either 30, 60 or 120 sprays, depending on the pack size that has been prescribed for you (**picture a**).
- A window in the plastic casing allows you to see how much medicine is left. You will be able to see the liquid level for a new 30 or 60 spray bottle (**picture a**), but not for a new 120 spray bottle because the liquid level is above the window.



- The medicine sprays out of the nozzle when the button on the side is **pressed firmly all the way in**.
- A removable cap protects the nozzle from dust and prevents it from blocking up.

Six important things you need to know about AVAMYS Nasal Spray

1. The nasal spray comes in a brown glass bottle. To check how much is left, **hold the nasal spray upright against a bright light**. You will then be able to see the level through the window.
2. When you **first use the nasal spray** you must **shake it vigorously** with the cap on for about 10 seconds. This is important as AVAMYS Nasal Spray is very thick and becomes more liquid when you shake it well (**picture b**). It will only spray when it becomes liquid.
3. The button on the side must be pressed firmly all the way in, to release a spray through the nozzle (**picture c**).
4. If you have difficulty pressing the button with your thumb, you can use two hands (**picture d**).
5. **Always keep the cap on the nasal spray** when you are not using it. The cap keeps the dust out, seals in the pressure and stops the nozzle from blocking up. When the cap is in place the button on the side can't be pressed accidentally.
6. **Never use a pin** or anything sharp to clear the nozzle. It will damage the nasal spray.



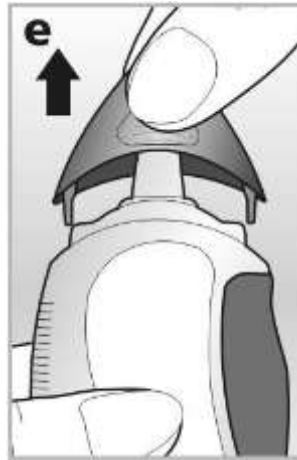
Preparing the Nasal Spray

You must prepare the nasal spray:

- before you use it for the first time
- if you have left the cap off.

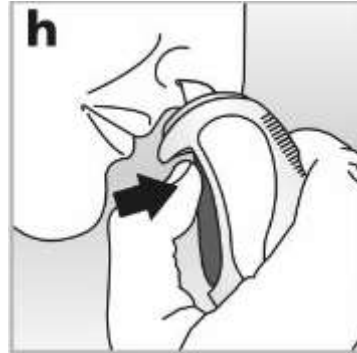
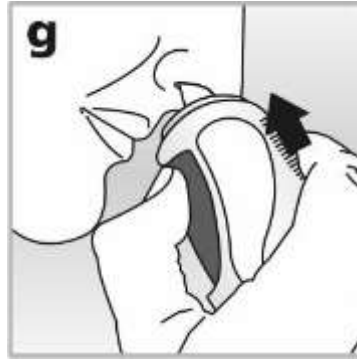
Preparing the nasal spray helps to make sure you always get the full dose of medicine. Follow these steps:

- With the cap on, **shake the nasal spray vigorously** for about 10 seconds.
- Remove the cap by gently squeezing the sides of the cap with your thumb and forefinger and pulling it straight off (**picture e**).
- Hold the nasal spray upright and point the nozzle away from you.
- **Press the button firmly all the way in. Do this at least 6 times** to release a fine spray into the air (**picture f**).
- The nasal spray is now ready for use.



Using the nasal spray

1. **Shake the nasal spray vigorously.**
2. Remove the cap.
3. **Blow your nose** to clear your nostrils, and then tilt your head forward a little bit.
4. Hold the nasal spray upright and carefully place the nozzle in one of your nostrils (**picture g**).
5. Point the end of the nozzle toward the outside of your nose, away from the centre ridge of your nose. This helps direct the medicine to the right part of your nose.
6. As you breathe in through your nose, **press the button once firmly all the way in (picture h)**.
7. Be careful not to get any spray in your eyes. If you do, rinse your eyes with water.
8. Take the nozzle out and breathe out through your mouth.
9. If your doctor has told you to take 2 sprays per nostril, repeat steps 4 to 6.
10. Repeat steps 4 to 6 for your other nostril.
11. **Replace the cap** on the nasal spray.



Cleaning the nasal spray

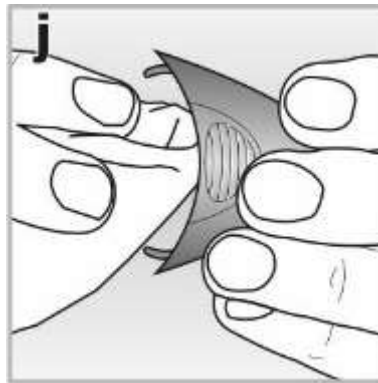
After each use:

- Wipe the nozzle and the inside of the cap (**picture i and j**). Don't use water to do this. Wipe with a clean, dry tissue.
- **Never use a pin** or anything sharp on the nozzle.
- **Always replace the cap** once you have finished to keep out dust, seal in the pressure and stop the nozzle from blocking up.



If the nasal spray does not seem to be working:

- Check you still have medicine left. Look at the level through the window. If the level is very low there may not be enough left to work the nasal spray.
- Check the nasal spray for damage.
- If you think the nozzle may be blocked, **don't use a pin** or anything sharp to clear it.
- Try to reset it by following the instructions under 'Preparing the nasal spray for use'.
- If it is still not working, or if it produces anything other than a fine mist (such as a jet of liquid), or if you feel any discomfort using the spray, return it to your pharmacist.



7. **Manufacturer** (name, address, company)

Glaxo Operations UK Limited, Harmire Road, Barnard Castle, Co Durham DL12 8DT, UK

8. **Marketing Authorisation Holder**

GlaxoSmithKline (Ireland) Limited, 12 Riverwalk, Citywest Business Campus, Dublin 24, Ireland.

9. **Date of final revision of the text**

Version number: GDS10/IPI09

Date of issue: 14 April 2015